



Town of New Castle Administration Department
450 W. Main Street **Phone:** (970) 984-2311
PO Box 90 **Fax:** (970) 984-2716
New Castle, CO 81647 www.newcastlecolorado.org

January 24, 2012

Division of Local Government
1313 Sherman Street, Room 521
Denver, Co 80203

In accordance with the Colorado Revised Statutes, 29-1-113, attached please find:

1. 2012 budget message.
2. Lease-Purchase Supplemental Schedule
3. Copy of Certification of Tax Levies dated December 7, 2011.
4. Proof of publication of Notice of Budget.
5. Certified copy of Resolution No. TC-2011-18 that adopts the Town's 2012 budget, appropriates funds, levies property tax and establishes reserve and designated amounts.
6. Statements of Revenues, Expenditures, and changes in Fund Balances, with actual 2009, budget 2010, actual 2010, budget 2011, actual 9/11, projected 12/11 and budget 2012 amounts, for each of the Town's four funds.

If you require further information please contact me. Thank you.

Sincerely,

A handwritten signature in black ink, appearing to read "Lyle L. Layton". The signature is written in a cursive style with a long horizontal line extending from the end.

Lyle L Layton
Finance Director/Treasurer



Town of New Castle Administration Department
450 W. Main Street **Phone:** (970) 984-2311
PO Box 90 **Fax:** (970) 984-2716
New Castle, CO 81647 www.newcastlecolorado.org

2012 BUDGET MESSAGE

The Town of New Castle, Colorado, was incorporated on February 4, 1888. On January 12, 1999, New Castle voters adopted a Home Rule Charter for the Town. A Mayor and 6-member Town Council govern the Town. The Town provides services in the following areas: Building Inspections, Public Safety (Police), Street Maintenance, Water and Wastewater, Health and Welfare, Parks and Recreation, Cemetery, Town Maintenance, and Town Administration.

The Town Council is empowered to annually adopt and administer a budget in order to finance government services. The budget is organized on the basis of funds. These funds are self-balancing, and attempt to project all revenues and expenditures for the year.

There are three fund types in this budget format:

Governmental

General Fund – to account for all financial resources except those required to be accounted for in another fund.

Proprietary

Enterprise Fund – to account for operations that are financed and operated in a manner similar to private business enterprises – where the intent of the governing body is that the costs (expenses, including depreciation) of providing goods or services to the general public on a continuing basis be financed or recovered primarily through user charges. The Utility Fund (water, sewer, and trash services) is an enterprise fund.

Fiduciary

Trust Funds – to account for assets held by a government unit in a trustee capacity. The Conservation Trust Fund (lottery proceeds for parks) and the Cemetery Fund (for maintenance of Highland Cemetery) are trust funds.

The Town uses the cash basis for budgeting its revenues and expenditures.

For the most part, the regional economy remains flat, as it has since 2009. New home construction, a frequently used economic bellwether for the community, is indicative: there were no new housing starts in 2011. There was only one new housing start in the town in 2010 compared to two in 2009 (for historical perspective, there were 71 new homes built in 2008 and over 200 in 2007). Sales tax, which constitutes a significant portion of the Town's revenues in 2011, was up by 4% from 2010, but down by 1% when compared to 2006 totals. Further, the downturn in property values will cost the Town approximately \$350,000 in tax revenues for years 2012-2013. As a consequence of these and other compounding factors, the 2012 Town budget reflects a \$120,000 decrease in General Fund revenues from 2011.

Staffing levels for 2012 are unchanged—the Town employs 25 full-time, and 5 part-time

employees, a 30% reduction from 2009 levels. As a consequence of reduced demand, the Building Department Assistant position was eliminated in 2011 and building services are now provided by the Town Clerk. Last year, after the Parks Foreman position was vacated in the Public Works Department, those duties were assumed by the Assistant Public Works Director. The workload for almost all Town staff members has increased substantially over the last three years, as our resources (both human and financial) have dwindled. Nevertheless, the Town continues to offer virtually all of the services it provided in previous years.

Rate increases in 2012 are again necessary to cover the costs of providing water and wastewater services to New Castle residents and businesses, and to keep the Town's Utility Fund solvent and our related infrastructure up-to-date. Despite this, the Town continues to provide these quality services at lower rates than our neighboring municipalities.

A \$3 million property tax increase was passed by voters in the November 2008 election to fund an expansion of the water treatment plant and the raw water irrigation system, but lack of demand will delay construction of the water treatment plant until 2013 or later. No new capital projects are scheduled for 2012.

Despite the sluggish economy, there is some good news: sales tax receipts are up, and the Town staff continues to refine and improve its budgeting controls and forecasting procedures which help the Town meet its financial challenges more proficiently. Better than anticipated mineral lease/severance tax distributions in 2011 have enabled the Town to continue to rebuild general fund reserves and set aside revenues for anticipated future capital expenses. On balance, however, the recession persists and full economic recovery does not appear imminent. Conservative budgeting practices and dedicated belt-tightening will again be necessary as we move into 2012 and beyond.



Andy Barton,
Town Administrator

TOWN OF NEW CASTLE, COLORADO

**LEASE-PURCHASE SUPPLEMENTAL SCHEDULE TO THE
ADOPTED BUDGET**

(Pursuant to 29-1-103(3)(d), C.R.S.)

BUDGET YEAR 2012

I. REAL PROPERTY LEASE-PURCHASE AGREEMENTS:

NONE

II. ALL LEASE-PURCHASE AGREEMENTS NOT INVOLVING REAL PROPERTY:

Description of Lease-Purchase Items:

2008 Toyota Highlander, 2-2008 Chevrolet Silverado 2500 Pick-ups, 1-2008 Chevrolet 3500 Pick-up, 1-2009 International Dump Truck with sander and water tank, 1-2008 Chevrolet Colorado pickup, 1-2009 Chevrolet 3500 pickup, 1-2009 Chevrolet 2500 pickup, 1-2009 Chevrolet Transverse SUV, 3-2009 GMC Canyon pickups, 1-Wanco Message Board/trailer, 1-2007 Tymco/Izuz Street Sweeper.

Dates of lease purchase agreements: February 13, 2008; July 1, 2008; March 1, 2009.

	<u>YEAR</u>	<u>AMOUNT</u>
Total amount to be expended for all Non-Real Property Lease-Purchase Agreements in Budget Year:	2012	\$ 86,982.08

Total maximum payment liability for all Non-Real Property Lease Purchase Agreements over the entire terms of all Such agreements, including all optional Renewal terms: \$688,780.39

Does the agreement include renewal options? YES No X

If yes, describe: _____

CERTIFICATION OF TAX LEVIES for NON-SCHOOL Governments

TO: County Commissioners¹ of Garfield County, Colorado.

On behalf of the Town of New Castle,
 (taxing entity)^A
 the Town Council,
 (governing body)^B
 of the Town of New Castle,
 (local government)^C

Hereby officially certifies the following mills to be levied against the taxing entity's GROSS \$ 53,869,140 assessed valuation of: (GROSS^D assessed valuation, Line 2 of the Certification of Valuation Form DLG 57^E)

Note: If the assessor certified a NET assessed valuation (AV) different than the GROSS AV due to a Tax Increment Financing (TIF) Area^F the tax levies must be calculated using the NET AV. The taxing entity's total property tax revenue will be derived from the mill levy multiplied against the NET assessed valuation of: \$ _____ (NET^G assessed valuation, Line 4 of the Certification of Valuation Form DLG 57)

Submitted: 12/7/2011 for budget/fiscal year 2012.
 (not later than Dec. 15) (mm/dd/yyyy) (yyyy)

PURPOSE (see end notes for definitions and examples)	LEVY ²	REVENUE ²
1. General Operating Expenses ^H	6.906 mills	\$ 372,020
2. <Minus> Temporary General Property Tax Credit/ Temporary Mill Levy Rate Reduction ^I	< > mills	\$ < >
SUBTOTAL FOR GENERAL OPERATING:	<input type="text"/> mills	\$ <input type="text"/>
3. General Obligation Bonds and Interest ^J	_____ mills	\$ _____
4. Contractual Obligations ^K	1.634 mills	\$ 88,022
5. Capital Expenditures ^L	_____ mills	\$ _____
6. Refunds/Abatements ^M	_____ mills	\$ _____
7. Other ^N (specify): _____	_____ mills	\$ _____
_____	_____ mills	\$ _____
TOTAL: [Sum of General Operating Subtotal and Lines 3 to 7]	<input type="text"/> 8.540 mills	\$ <input type="text"/> 460,042

Contact person: (print) Frank Breslin Daytime phone: (970) 984-2311
 Signed: *Frank Breslin* Title: Mayor

Include one copy of this tax entity's completed form when filing the local government's budget by January 31st, per 29-1-113 C.R.S., with the Division of Local Government (DLG), Room 521, 1313 Sherman Street, Denver, CO 80203. Questions? Call DLG at (303) 866-2156.

¹ If the taxing entity's boundaries include more than one county, you must certify the levies to each county. Use a separate form for each county and certify the same levies uniformly to each county per Article X, Section 3 of the Colorado Constitution.
² Levies must be rounded to three decimal places and revenue must be calculated from the total NET assessed valuation (Line 4 of Form DLG57 on the County Assessor's final certification of valuation).

Ad Name: 7301827A
Customer: Town of New Castle
Your account number is: 1003147

PUBLIC NOTICE
NOTICE OF PUBLIC HEARING
Town of New Castle

Date: Tuesday, December 6, 2011

Time: 7:00 PM

Place of hearing: New Castle Town Hall,
450 West Main Street, New Castle, CO

Public body conducting hearing: Town Council

Purpose: Consider adoption of budget
for the Town of New Castle for 2012

The proposed budget is available for inspection by the public at the Town Clerk's office at 450 West Main Street, P. O. Box 90, New Castle, CO 81647. All interested persons are invited to appear and state their views, protests or objections. If you cannot appear personally at such hearing, then you are urged to state your views by letter.

Published in the *Glenwood Springs Post Independent* on December 5, 2011. (7301827)

PROOF OF PUBLICATION
GLENWOOD SPRINGS POST INDEPENDENT


STATE OF COLORADO }
 }
SS.
 }
COUNTY OF GARFIELD }

I, Jenna Weatherred, do solemnly swear that I am Publisher of the Glenwood Springs Post Independent. That the same Daily newspaper printed, in whole or in part and published in the County of Garfield, State of Colorado, and has a general circulation therein; that said newspaper has been published continuously and uninterruptedly in said County of Garfield for a period of more than fifty-two consecutive weeks next prior to the first publication of the annexed legal notice or advertisement and that said newspaper has published the requested legal notice and advertisement as requested.

The Glenwood Springs Post Independent is an accepted legal advertising medium, only for jurisdictions operating under Colorado's Home Rule provision.


That the annexed legal notice or advertisement was published in the regular and entire issue of every number of said daily newspaper for the period of 1 consecutive insertions; and that the first publication of said notice was in the issue of said newspaper dated 12/5/2011 and that the last publication of said notice was in the issue of said newspaper dated 12/5/2011.

In witness whereof has here unto set my hand this 01/20/2012.



Jenna Weatherred, Publisher

Subscribed and sworn to before me, a notary public in and for the County of Garfield, State of Colorado this 01/20/2012.



Mary E. Borkenhagen, Notary Public
My Commission expires: **September 12, 2015**



NOTICE OF PUBLIC HEARING Town of New Castle

Date: Tuesday, December 6, 2011

Time: 7:00 PM

Place of hearing: New Castle Town Hall, 450 West Main Street, New Castle, CO

Public body conducting hearing: Town Council

Purpose: Consider adoption of budget for the Town of New Castle for 2012


The proposed budget is available for inspection by the public at the Town Clerk's office at 450 West Main Street, P. O. Box 90, New Castle, CO 81647. All interested persons are invited to appear and state their views, protests or objections. If you cannot appear personally at such hearing, then you are urged to state your views by letter.

CERTIFICATE OF AUTHENTICITY


STATE OF COLORADO)
)
COUNTY OF GARFIELD) SS:
)
TOWN OF NEW CASTLE)

I, Wendy A. Mead, Deputy City Clerk, for the Town of New Castle, in the County of Garfield, in the State aforesaid, do hereby certify that the attached is a true and correct copy of Resolution Number TC-2011-18 passed and adopted by the Town Council of the Town of New Castle on December 6, 2011.

In witness whereof, I have hereunto set my hand and the seal of the Town of New Castle on this 20th day of January, 2012.



SEAL



Wendy A. Mead
Deputy City Clerk

**TOWN OF NEW CASTLE
RESOLUTION NO. TC-2011-18**

A Resolution of the Town Council of the Town of New Castle Adopting a Budget for the Town of New Castle, Colorado, for the Fiscal Year Beginning on January 1, 2012 and Ending on December 31, 2012, Appropriating the Amounts Specified in the Budget as Expenditures from the Funds Indicated, Levying the Property Tax Proposed in the Budget, and Reserving and Designating Certain Amounts in Each Fund.

WHEREAS, pursuant to the Home Rule Charter of the Town of New Castle, on October 4, 2010, the Town Administrator and the Town Finance Director/Treasurer submitted to the Town Council a proposed budget for the fiscal year beginning on January 1, 2012 and ending on December 31, 2012; and

WHEREAS, on October 25, 2011, the Council held a public hearing on the proposed budget, after publication in accordance with the Charter of notice of such public hearing and notice that the proposed budget was on file for public inspection in the office of the Town Clerk; and

WHEREAS, after the public hearing, the Council gave due consideration to the input of the public and any issues raised at the hearing; and

WHEREAS, the Council desires to adopt the budget, as amended in accordance with discussion at the public hearing; and

WHEREAS, the Charter provides that adoption of the budget by the Council shall constitute appropriations of the amounts specified in the budget as expenditures from the funds indicated and shall constitute a levy of the property tax proposed in the budget; and

WHEREAS, the Council desires to reserve and designate funds as required by law and for other beneficial purposes.

NOW, THEREFORE, Be it Resolved by the Town Council of the Town of New Castle, Colorado:

1. The Town Council adopts the above recitals as findings of fact and determinations of the Town Council.
2. The Council estimates the following amounts as revenues and expenditures for each Town fund for the fiscal year beginning January 1, 2011 and ending December 31, 2011:

GENERAL FUND

<u>Revenues</u>	
From surplus	\$127,440
From the general property tax levy	\$372,020
From the contractual obligations Property Tax levy	\$88,022
From other sources	<u>\$1,935,070</u>
Total General Fund Revenues	<u>\$2,522,552</u>
Total General Fund Expenditures	\$2,522,552

UTILITY FUND

<u>Revenues</u>	
From reserved and designated amounts	\$326,980
From other sources	<u>\$1,870,888</u>
Total Utility Fund Revenues	<u>\$2,197,868</u>
Total Utility Fund Expenditures	\$2,197,868

CONSERVATION TRUST FUND

<u>Revenues</u>	
From reserved and designated amounts	\$0
From other sources	<u>\$31,005</u>
Total Conservation Trust Fund Revenues	<u>\$31,005</u>
Total Conservation Trust Fund Expenditures	\$30,000

CEMETERY FUND

<u>Revenues</u>	
From Reserved/Designated	\$0
From other sources	<u>\$815</u>
Total Cemetery Fund Revenues	<u>\$815</u>
Total Cemetery Fund Expenditures	\$800

3. The Council approves and adopts the budget as submitted, amended, and summarized in this resolution by fund, as the budget for the Town of New Castle for the year stated above.
4. The Council appropriates the amounts specified above as expenditures from the funds indicated.
5. For the purpose of meeting all general operating expenses of the Town of New Castle during the 2012 fiscal year, the Council hereby levies a tax of 8.540 mills upon

each dollar of the total valuation for assessment of all taxable property within the Town for the year 2011.

6. The Town Clerk is authorized and directed to certify immediately to the County Commissioners of Garfield County, Colorado, the mill levy for the Town of New Castle as determined and set in this resolution.

7. The Council reserves the following amounts in each Town fund:

GENERAL FUND

Ambulance Reserve	\$8,250, reserved pursuant to Town Ordinance No. 315
Burning Mountain I Reserve	\$5,494, reserved pursuant to Amendment to Subdivision Improvements Agreement for Burning Mountain PUD, Phase I
Emergency Reserve	Three percent of "fiscal year spending", as defined in Colorado Constitution, Article X, Section 20(2)(e) ("Taxpayer's Bill of Rights")
Main Street Streetscape Reserve	Balance of donations to Main Street Streetscape project, plus \$1,000 reserved pursuant Town Resolution No. BD-98-10, plus interest thereon, not expended as of December 31, 2011
Police Training Reserve	Balance of court citation surcharges reserved for police training pursuant to Town Ordinance No. 383 not expended as of December 31, 2011
Recreation, Parks, Trails, and Open Space Reserve	Balance of 1/2% sales tax reserved for recreation, parks, trails, and open space purposes pursuant to Town Ordinance No. 2000-19 not expended as of December 31, 2011
Recreational Facilities Development	Balance of fees reserved for recreational facilities development pursuant to Town Ordinance No. 98-11 not expended as of December 31, 2011

Solar PV Equipment Purchase Reserve \$27,000 shall be reserved to purchase the solar photovoltaic equipment installed at the public works facility

Street Reserves Balance of 1% sales tax reserved for streets pursuant to Town Ordinance No. 314 not expended as of December 31, 2011

Balance of County Road and Bridge funds reserved for streets pursuant to C.R.S. §43-2-202(4) not expended as of December 31, 2011

Balance of 3/4% county sales tax reserved for streets pursuant to Garfield County Resolution No. 96-54 not expended as of December 31, 2011

Balance of Highway Users tax reserved for streets pursuant to C.R.S. §43-4-208(1) not expended as of December 31, 2011

Balance of Motor Vehicle Special Assessment funds reserved for streets pursuant to C.R.S. §42-3-139(5) not expended as of December 31, 2011

Miscellaneous Reserves Balance of the series 2010 Bond proceeds reserved for transfer to the utility Fund for water and raw water capital improvements

Balance of the Lodging Tax proceeds pursuant to Town Ordinance No. 03-17 not expended as of December 31, 2011

\$60,000 reserved for future construction of a new public safety facility

\$5,000 reserved for future vehicle or equipment purchases

UTILITY FUND

2008 Ballot Issue Reserve Revenues collected and not expended for purposes described in Resolution TC-2008-17

Capital Improvements Balance of water and sewer tap fees not expended on capital improvements as of December 31, 2010

CEMETERY FUND

Perpetual Care Reserve

\$10,000, reserved pursuant to condition attached to donation

8. The Council designates the following amounts for the following purposes in each Town Fund:

CONSERVATION TRUST FUND

Capital Improvements

Amount of surplus in the Conservation Trust Fund on December 31, 2011

CEMETERY FUND

Capital Improvements


Amount of surplus in the Cemetery Fund on December 31, 2011


Introduced, Read and Adopted at a Regular Meeting of the Town Council of the Town of New Castle, Colorado, on December 6, 2011.

TOWN OF NEW CASTLE


Frank Breslin, Mayor

ATTEST:


Melody L. Harrison, Town Clerk



	<u>Actual 2009</u>	<u>Actual 2010</u>	<u>Budget 2011</u>	<u>Actual thru 9/30/11</u>	<u>Projected 2011</u>	<u>Budget 2012</u>
BEGINNING FUND BALANCE	1,724,685	732,635	714,516	1,529,372	1,529,372	1,815,287
Reserved - Ambulance	8,250	8,250	8,250	8,250	8,250	8,250
Reserved - Burning Mountain I	5,494	5,494	5,494	5,494	5,494	5,494
Reserved - Main Street Streetscape	1,000	1,000	1,000	1,000	1,000	1,000
Reserved - Police Training/Mahan Fund	1,657	2,751		3,576	3,576	2,526
Reserved - Police Training	22,807	28,949	33,597	33,881	33,881	12,881
Reserved - Tabor	141,000	156,000	156,000	152,000	152,000	152,000
Reserved - Transfer to Utility Fund				371,133	371,133	371,133
Reserved - Streets	133,279	0	0	0	0	0
Reserved - Solar Purchase	312,697	0	8,400	8,400	8,400	18,400
Reserved - Traffic Impact	0	337,515	343,915	376,555	376,555	383,755
Reserved - Economic Development	107,956	119,200	97,700	111,977	111,977	94,077
Designated - Police Vehicle	4,000	4,000	0	0	0	0
Reserved - Street Maintenance						60,000
Designated - Public Safety Facility						60,000
Reserved - Veh-Equip Replacement						5,000
Designated-Bridge & Real Estate Sales	<u>186,205</u>	<u>0</u>	<u>0</u>	<u>0</u>	<u>0</u>	<u>0</u>
Unreserved/undesignated	<u>801,997</u>	<u>69,476</u>	<u>60,160</u>	<u>457,106</u>	<u>457,106</u>	<u>640,771</u>
REVENUES						
Other Revenues (Administration)	1,899,665	2,325,615	1,335,248	1,581,396	1,783,880	1,368,282
Building Department	246,514	179,221	119,550	85,752	89,252	67,100
Main Street Streetscape	6	54	2	1	1	1
Municipal Court	58,416	49,673	64,280	37,104	49,399	43,000
Parks Capital	410,180	345,957	154,418	112,775	148,068	146,077
Park Maintenance	84,095	79,303	80,902	57,202	75,515	73,016
Public Safety Department	34,655	38,449	31,695	32,574	40,011	30,170
Recreation Department	59,320	65,235	70,969	54,196	64,361	66,763
Street Maintenance	960,468	749,525	657,820	476,098	602,765	600,703
Developers Contributions	<u>1,764,125</u>	<u>0</u>	<u>0</u>	<u>0</u>	<u>0</u>	<u>0</u>
Total Revenues	<u>5,517,444</u>	<u>3,833,032</u>	<u>2,514,884</u>	<u>2,437,098</u>	<u>2,853,252</u>	<u>2,395,112</u>
Expenditures						
Administration Department	406,099	405,932	403,129	305,487	383,293	408,067
Building Department	413,028	320,439	269,146	185,350	234,795	194,389
Health and Welfare	21,902	9,613	11,000	8,496	10,607	14,000
Main Street Streetscape	233	0	0	0	0	0
Municipal Court	28,840	40,509	41,150	38,364	52,825	40,650
Parks Capital	593,570	262,245	80,960	64,464	80,944	81,614
Park Maintenance	305,622	273,634	281,875	185,090	265,596	262,775
Public Safety Department	773,654	753,932	778,004	551,527	794,836	765,325
Recreation Department	192,244	154,072	164,682	114,779	156,725	167,350
Street Maintenance	1,933,093	457,433	469,853	348,463	484,149	525,127
Town Maintenance	77,084	56,032	58,150	41,947	63,567	63,255
Developers Contributions	1,764,125					
Transfer Out		302,454			40,000	
Contingency Amount						
TOTAL EXPENDITURES	<u>6,509,494</u>	<u>3,036,295</u>	<u>2,557,949</u>	<u>1,843,967</u>	<u>2,567,337</u>	<u>2,522,552</u>
ENDING FUND BALANCE	<u>732,635</u>	<u>1,529,372</u>	<u>671,451</u>	<u>2,122,503</u>	<u>1,815,287</u>	<u>1,687,847</u>

2012 BUDGET - TOTAL OF ALL GENERAL FUNDS

TOWN OF NEW CASTLE, COLO.

Continued:

	<u>Actual 2009</u>	<u>Actual 2010</u>	<u>Budget 2011</u>	<u>Actual thru 9/30/11</u>	<u>Projected 2011</u>	<u>Budget 2012</u>
ENDING FUND BALANCE	<u>732,635</u>	<u>1,529,372</u>	<u>671,451</u>	<u>2,122,503</u>	<u>1,815,287</u>	<u>1,687,847</u>
Reserved Amounts:						
Reserved - Ambulance	8,250	8,250	8,250	8,250	8,250	8,250
Reserved Burning Mountain I	5,494	5,494	5,494	5,494	5,494	5,494
Reserved - Main Street Streetscape	1,000	1,000	1,000	1,000	1,000	1,000
Reserved - Police Training/Mahan Fund	2,751	3,576	3,576	4,322	2,526	426
Reserved - Police Training	28,949	33,881	27,664	36,360	12,881	10,881
Reserved - TABOR	156,000	152,000	156,000	152,000	152,000	152,000
Reserved - Transfer to Utility Fund	0	371,133	0	371,133	371,133	371,133
Reserved - Solar Purchase	0	8,400	17,000	17,000	18,400	27,000
Reserved - Traffic Impact	337,515	376,555	350,015	382,026	383,755	385,505
Reserved - Economic Development	119,200	111,977	79,700	94,598	94,077	70,077
Designated - Police Vehicle	4,000	0	0	0	0	0
Reserved - Street Maintenance					60,000	0
Reserved - Public Safety Facility	0	0	0	0	60,000	60,000
Reserved - Veh-Equip Replacement	0	0	0	0	5,000	5,000
Unreserved/undesignated	<u>69,476</u>	<u>457,106</u>	<u>22,752</u>	<u>1,050,320</u>	<u>640,771</u>	<u>591,081</u>

Account Number	Account Title	2009-09 Prior year 2 Actual	2010-10 Pri Year Budget	2010-10 Prior year Actual	2011-11 Cur Year Budget	09/11 Cur YTD Actual	2011-11 Cur Year Projected Budget	2012-12 Beginning Budget
General Fund								
Revenues								
10-4010-001	General Property Tax	395,791	604,255	542,064	544,200	521,745	544,000	372,020
10-4010-002	Property tax-Contr Obligations	.00	.00	60,135	78,233	77,417	79,338	88,022
10-4010-019	SO Tax-Contract Obligation	.00	.00	150	.00	.00	.00	.00
10-4010-020	Specific Ownership	24,458	23,500	20,641	20,000	21,568	26,400	22,000
10-4010-030	Interest / Penalties	2,444	500	3,032	500	813	1,290	70
10-4010-031	Int/Penalty-Contr Obligations	.00	.00	280	.00	106	170	7
10-4010-040	Sales 1 3/4 %	556,411	535,853	524,464	538,000	409,132	542,000	524,464
10-4010-080	Use Tax	38,336	30,000	20,915	9,000	11,447	12,200	10,500
10-4010-095	Lodging Tax	14,955	14,500	8,979	8,000	5,248	8,100	8,000
10-4010-100	Cigarette Tax	7,507	7,000	6,650	7,000	4,114	5,500	4,900
10-4010-120	Franchise Tax	109,639	100,000	114,402	105,000	80,736	108,000	108,000
10-4010-140	Occupation Tax	7,205	6,500	6,389	6,500	6,416	10,590	6,450
10-4010-191	Finance Charges	7,104	2,500	13,402	2,500	1,519	1,700	1,300
10-4010-220	Animal Permits	1,887	1,300	1,984	1,200	1,016	1,090	1,025
10-4010-260	Liquor Licenses	2,824	1,700	5,625	2,000	2,748	3,175	2,000
10-4010-280	Business Licenses	3,494	1,800	3,370	1,600	1,590	3,000	3,000
10-4010-390	Mineral Lease Distribution	390,363	58,000	165,733	.00	264,548	264,548	130,222
10-4010-391	Severance Tax	251,891	37,000	70,699	.00	156,006	156,006	76,775
Total Revenues:		1,814,309	1,424,408	1,568,912	1,323,733	1,566,166	1,767,107	1,358,755

Revenues								
10-4020-001	AD Charges for Services	812	600	249	600	198	225	225
10-4020-020	Ad Rent Income	13,501	8,400	4,483	8,400	8,900	10,300	8,400
10-4020-040	AD Sale of Assets	.00	.00	8,350	.00	.00	.00	.00
10-4020-060	AD Miscellaneous	2,496	2,000	5,901	500	2,671	2,725	500
10-4020-066	Retirement Forfeiture	.00	.00	35,843	.00	3,131	3,131	.00
10-4020-083	Comp. Plan Grant	50,000	.00	.00	.00	.00	.00	.00
10-4020-103	Environmental Donations	1,781	400	.00	.00	.00	.00	.00
10-4020-150	Bank Loan	.00	400,000	.00	.00	.00	.00	.00
10-4020-520	AD Alpine Checking Int	15,079	9,000	1,063	1,500	30	32	32
10-4020-540	AD CT Interest	1,392	960	710	500	293	350	350
10-4020-560	AD Ambulance CT Interest	35	25	18	15	8	10	20
10-4020-580	AD C-SAFE Interest	261	200	.00	.00	.00	.00	.00
10-4020-590	2010 Bond Revenue	.00	.00	700,087	.00	.00	.00	.00
Total Revenues:		85,356	421,585	756,703	11,515	15,230	16,773	9,527

Administration								
10-5040-010	Council Salaries	6,150	10,800	10,635	14,520	10,940	14,650	16,000
10-5040-020	Salaries	141,730	135,080	146,898	127,473	94,770	127,000	115,200
10-5040-030	Payroll Tax Exp - Social Sec	9,169	8,725	9,767	8,810	6,554	8,782	8,140
10-5040-031	Payroll Tax Exp - Medicare	2,145	2,050	2,285	2,075	1,533	2,054	1,910
10-5040-032	Payroll Tax Exp - St Unemplmnt	296	300	315	290	311	425	400
10-5040-041	CCOERRA Retirement Exp	5,204	5,500	5,365	5,100	3,182	4,700	5,000
10-5040-042	Health Insurance Exp	20,737	24,000	23,769	26,000	14,954	20,000	22,000
10-5040-043	Cafeteria Plan Expense	5,153	2,000	3,986	500	2,730	3,800	100
10-5040-050	Employee Support	768	500	420	400	75	250	300
10-5040-100	Office Supplies	4,155	4,500	2,057	3,500	1,191	2,800	3,000
10-5040-101	Office Op. Supply & Furniture	1,101	500	617	500	154	400	400
10-5040-102	Postage Expense	2,083	2,500	1,318	1,500	1,141	1,700	1,700
10-5040-103	Computer Hardware/Software	1,422	1,569	1,456	500	141	4,750	14,500
10-5040-104	Printing & Copies	2,474	2,500	2,623	2,500	1,894	2,500	2,300

Account Number	Account Title	2009-09 Prior year 2 Actual	2010-10 Pri Year Budget	2010-10 Prior year Actual	2011-11 Cur Year Budget	09/11 Cur YTD Actual	2011-11 Cur Year Projected Budget	2012-12 Beginning Budget
10-5040-106	Credit Card Fees	115	100	200	100	52	140	140
10-5040-107	Computer Services	1,866	.00	.00	.00	1,254	1,750	2,400
10-5040-110	Ordinance Codification	2,183	3,000	2,316	2,500	1,678	2,500	2,500
10-5040-119	Office Lease	.00	.00	.00	.00	.00	.00	.00
10-5040-120	Utilities	1,868	3,400	2,513	3,000	2,407	3,200	3,200
10-5040-140	Telephone Expense	6,156	4,000	5,844	6,000	4,118	5,600	5,700
10-5040-144	Public Access. Expense	.00	500	.00	250	.00	250	250
10-5040-145	Internet Svc/Web Page	2,786	2,200	2,495	2,500	2,399	2,750	1,500
10-5040-146	Newsletter Expenses	7,313	.00	1,014	600	712	750	600
10-5040-150	Mileage Expense	528	500	.00	.00	.00	.00	.00
10-5040-160	Dues, Subscriptions	5,385	6,400	2,143	2,500	1,853	2,100	2,100
10-5040-170	Training & Meetings	3,921	1,000	157-	500	50	500	1,000
10-5040-175	Meals, Lodging	1,020	600	206	250	214	600	1,000
10-5040-180	Publication of Notices	2,282	2,550	474	1,000	72	800	600
10-5040-200	Legal Services	79,443	60,000	42,687	57,000	15,310	24,500	35,000
10-5040-210	Technical Support	2,580	2,900	2,619	2,900	2,525	3,800	3,100
10-5040-220	Other Prof Services	1,474	1,000	319	1,000	318	600	600
10-5040-240	Audit Expense	1,200	1,200	1,200	1,200	1,200	1,200	1,200
10-5040-241	Comp. Plan Expenses	52,012	.00	.00	.00	.00	.00	.00
10-5040-250	Economic Dev./Enhancement	3,711	30,000	16,202	26,000	22,627	26,000	32,000
10-5040-260	Insurance Expense	4,946	5,500	6,313	7,200	4,759	6,500	7,700
10-5040-270	Rental Expense	.00	.00	.00	.00	.00	.00	.00
10-5040-280	Miscellaneous Expense	3,226	1,000	1,896	1,000	510	600	800
10-5040-282	Veterans Memorial Exp.	1,200	.00	.00	.00	.00	.00	.00
10-5040-290	Special Events	25	100	.00	.00	.00	.00	.00
10-5040-320	Veh Exp-08 Toyota	5	100	945	100	448	500	150
10-5040-340	Gas & Oil	1,356	1,250	810	1,000	306	700	800
10-5040-360	County Treasurer Fees	10,862	12,000	13,736	12,000	12,233	13,100	13,100
10-5040-361	Treasurer Fees - Capital Exp	.00	.00	539	750	1,503	1,600	1,600
10-5040-362	Bank Charges	160	200	105	100	35	110	120
10-5040-400	Town Hall Capital Improvement	.00	.00	.00	.00	.00	.00	.00
10-5040-420	Capital Outlay	.00	.00	.00	.00	.00	.00	6,000
10-5040-421	Vehicle Lease/Purchase	2,112	2,350	2,310	1,778	2,333	2,333	2,357
10-5040-475	Public Relations	10	.00	.00	.00	.00	.00	.00
10-5040-480	Engineering & Survey	3,768	2,500	.00	.00	.00	.00	.00
10-5040-520	Election Expense	.00	3,000	3,220	.00	.00	.00	3,600
10-5040-600	Loan Interest	.00	41,492	15,974	20,233	28,999	28,999	28,000
10-5040-630	2010 Bond Costs	.00	.00	26,500	.00	.00	.00	.00
10-5040-650	Loan Principal	.00	18,689	42,000	58,000	58,000	58,000	60,000
Total Administration:		406,099	408,055	405,932	403,129	305,487	383,293	408,067
Operating Transfer Out								
10-6000-000	Operating Transfer Out	.00	400,000	302,454	.00	.00	.00	.00
Total Operating Transfer Out:		.00	400,000	302,454	.00	.00	.00	.00
General Fund Revenue Total:		1,899,665	1,845,993	2,325,615	1,335,248	1,581,397	1,783,880	1,368,282
General Fund Expenditure Total:		406,099	808,055	708,386	403,129	305,487	383,293	408,067
Net Total General Fund:		1,493,566	1,037,938	1,617,229	932,119	1,275,909	1,400,587	960,215
Net Grand Totals:		1,493,566	1,037,938	1,617,229	932,119	1,275,909	1,400,587	960,215

Account Number	Account Title	2009-09 Prior year 2 Actual	2010-10 Pri Year Budget	2010-10 Prior year Actual	2011-11 Cur Year Budget	09/11 Cur YTD Actual	2011-11 Cur Year Projected Budget	2012-12 Beginning Budget
General Fund								
Revenues								
10-4010-170	Land Use Application Fees	1,450	500	2,250	500	600	600	500
10-4010-180	Building Permits	19,235	32,400	27,464	15,000	16,753	19,000	19,000
10-4010-190	Developers Reimbursement	217,940	100,000	121,260	100,000	64,096	65,000	45,000
10-4010-240	Contractor Licenses	5,370	3,500	7,239	4,000	2,225	2,575	2,500
10-4010-245	Misc. Building Dept Revenue	65	25	.00	.00	1,580	1,580	.00
10-4010-246	Solar Grant	.00	.00	20,000	.00	.00	.00	.00
10-4010-300	Sign	2,454	10	1,007	50	497	497	100
Total Revenues:		246,514	136,435	179,221	119,550	85,752	89,252	67,100
Building & Planning								
10-5030-020	Salaries	160,595	90,095	101,452	92,142	66,946	86,300	72,275
10-5030-030	Payroll Tax Exp - Social Sec	9,957	5,600	6,290	5,725	4,151	5,350	4,500
10-5030-031	Payroll Tax Exp - Medicare	2,328	1,300	1,471	1,350	971	1,250	1,050
10-5030-032	Payroll Tax Exp - St Unemplmnt	321	200	203	200	198	258	220
10-5030-041	CCOERRA Retirement Exp	5,635	3,700	3,712	3,725	2,575	3,450	2,900
10-5030-042	Health Insurance Exp	18,573	12,400	16,017	16,800	11,304	14,475	15,000
10-5030-043	Cafeteria Plan Expense	2,778	2,000	3,263	500	1,847	2,600	100
10-5030-050	Employee Support	145	50	27	50	.00	50	50
10-5030-100	Office Supplies	2,219	1,500	1,685	1,500	1,077	1,500	1,500
10-5030-101	Office Op. Supply & Furniture	500	250	.00	500	31	400	400
10-5030-102	Postage Expense	576	500	220	250	76	250	250
10-5030-103	Computer Hardware/Software	237	32	1,180	150	75	150	150
10-5030-104	Printing & Copies	2,769	1,000	1,235	750	1,731	2,500	2,400
10-5030-106	Credit Card Fees	359	150	139	50	199	250	250
10-5030-107	Computer Services	.00	.00	.00	.00	614	800	500
10-5030-119	Office Lease	12,005	.00	265	.00	.00	.00	.00
10-5030-120	Utilities	87	1,200	1,287	1,700	587	900	1,100
10-5030-140	Telephone Expense	3,370	2,100	2,021	1,500	1,039	1,450	1,450
10-5030-150	Mileage Expense	184	200	.00	.00	.00	8	.00
10-5030-160	Dues, Subscriptions	325	200	168	150	150	150	300
10-5030-161	Bldg Code Library	.00	.00	212	2,300	107	1,500	1,000
10-5030-170	Training & Prof Dues	1,782	500	115	.00	.00	.00	400
10-5030-175	Meals, Lodging	187	200	60	50	90	150	400
10-5030-180	Publication of Notices	286	500	159	100	.00	100	100
10-5030-190	Developers Costs	121,191	100,000	99,415	100,000	59,856	65,000	45,000
10-5030-195	Developers Bad Debt	.00	.00	.00	.00	.00	3,000	.00
10-5030-200	Legal Services	15,056	6,000	22,032	6,000	8,352	9,500	8,500
10-5030-210	Technical Support	1,967	1,500	1,202	1,500	571	1,100	1,400
10-5030-220	Other Prof Services/Inspection	14,163	28,000	29,238	14,000	13,137	18,500	18,000
10-5030-235	Planning Fees	27,958	11,000	20,944	11,000	4,846	7,500	7,500
10-5030-240	Audit Expense	350	350	350	350	350	350	350
10-5030-260	Insurance Expense	4,759	3,300	3,860	4,700	2,811	4,000	4,700
10-5030-280	Miscellaneous Expense	76	.00	100	.00	.00	50	50
10-5030-320	Vehicle Expense	556	700	279	400	55	350	350
10-5030-421	Vehicle Lease/Purchase	1,734	2,151	2,151	1,604	1,604	1,604	2,244
10-5030-499	PWF Maintenance	.00	.00	5	100	.00	.00	.00
Total Building & Planning:		413,028	276,678	320,439	269,146	185,350	234,795	194,389
General Fund Revenue Total:		246,514	136,435	179,221	119,550	85,752	89,252	67,100
General Fund Expenditure Total:		413,028	276,678	320,439	269,146	185,350	234,795	194,389
Net Total General Fund:		166,515-	140,243-	141,218-	149,596-	99,598-	145,543-	127,289-
Net Grand Totals:		166,515-	140,243-	141,218-	149,596-	99,598-	145,543-	127,289-

Account Number	Account Title	2009-09 Pri Year 2 Actual	2010-10 Pri Year Budget	2010-10 Pri Year Actual	2011-11 Cur Year Budget	09/11 Cur YTD Actual	2011-11 Cur Year Projected Budget	2012-12 Beginning Budget
General Fund								
Health & Welfare								
10-5080-500	Health & Welfare	.00	6,500	5,466	9,800	8,496	9,800	16,300
10-5080-501	H & W-Advocate Safehouse	500	.00	.00	.00	.00	.00	.00
10-5080-502	H & W-CMC Seniors Program	1,496	1,500	1,147	1,200	.00	807	1,200
10-5080-509	H & W-LOVA Trails	2,000	.00	.00	.00	.00	.00	.00
10-5080-510	H & W-N.C. Ambulance	3,000	3,000	3,000	.00	.00	.00	.00
10-5080-511	H & W-N.C. Chamber/Comm.	5,000	.00	.00	.00	.00	.00	.00
10-5080-514	H & W-R.F. Outdoor Vol.	1,000	.00	.00	.00	.00	.00	.00
10-5080-516	H & W-Youth Zone	1,500	.00	.00	.00	.00	.00	.00
10-5080-517	H & W-Art in Public Places	2,000	.00	.00	.00	.00	.00	.00
10-5080-521	H & W-Environment	1,406	.00	.00	.00	.00	.00	.00
10-5080-526	H & W-Clear Solar	4,000	.00	.00	.00	.00	.00	.00
Total Health & Welfare:		21,902	11,000	9,613	11,000	8,496	10,607	17,500
General Fund Revenue Total:		.00	.00	.00	.00	.00	.00	.00
General Fund Expenditure Total:		21,902	11,000	9,613	11,000	8,496	10,607	17,500
Net Total General Fund:		21,902-	11,000-	9,613-	11,000-	8,496-	10,607-	17,500-
Net Grand Totals:		21,902-	11,000-	9,613-	11,000-	8,496-	10,607-	17,500-

Account Number	Account Title	2009-09 Prior year 2 Actual	2010-10 Pri Year Budget	2010-10 Prior year Actual	2011-11 Cur Year Budget	09/11 Cur YTD Actual	2011-11 Cur Year Projected Budget	2012-12 Beginning Budget
General Fund								
Historic Grant Revenue								
10-4030-100	Historic Main St Streetscape	4	.00	51	.00	.00	.00	.00
10-4030-540	Main St. Streetscape Int.	2	1	3	2	1	1	1
Total Historic Grant Revenue:		6	1	54	2	1	1	1
Historic Main St Streetscape								
10-5010-480	Engineering & Survey	233	100	.00	.00	.00	.00	.00
Total Historic Main St Streetscape:		233	100	.00	.00	.00	.00	.00
General Fund Revenue Total:		6	1	54	2	1	1	1
General Fund Expenditure Total:		233	100	.00	.00	.00	.00	.00
Net Total General Fund:		227-	99-	54	2	1	1	1
Net Grand Totals:		227-	99-	54	2	1	1	1

Account Number	Account Title	2009-09 Pri Year 2 Actual	2010-10 Pri Year Budget	2010-10 Pri Year Actual	2011-11 Cur Year Budget	09/11 Cur YTD Actual	2011-11 Cur Year Projected Budget	2012-12 Beginning Budget
General Fund								
Revenues								
10-4010-400	Misc. Court Revenue	17	.00	.00	.00	99	99	.00
10-4010-420	Traffic Fines	36,884	32,000	33,718	42,480	24,211	33,000	30,000
10-4010-421	Parking Tickets	3,565	3,500	1,315	6,000	1,522	2,100	2,000
10-4010-440	Other Fines	7,101	5,000	5,193	4,800	4,933	5,600	4,000
10-4010-460	Court Costs	3,863	3,000	4,036	6,000	2,057	2,700	3,000
10-4010-480	PS Citation Serv Charges	6,986	6,000	5,411	5,000	4,282	5,900	4,000
Total Revenues:		58,416	49,500	49,673	64,280	37,104	49,399	43,000
Municipal Court								
10-5055-020	Salaries	10,110	9,600	14,543	16,000	12,105	16,250	16,250
10-5055-100	Office Supplies	1,482	1,000	823	1,000	561	900	800
10-5055-104	Printing & Copies	23	100	.00	100	.00	50	50
10-5055-105	Office - Misc.	1,165	1,000	1,015	200	680	1,000	400
10-5055-106	Credit Card Fees	.00	50	89	.00	121	200	200
10-5055-160	Judge Exp (Dues, Taxes)	660	500	.00	250	.00	.00	150
10-5055-170	Training	265	300	.00	100	.00	100	.00
10-5055-175	Meals, Lodging	70	150	.00	100	.00	25	.00
10-5055-220	Attorney Fees - Court	12,360	19,000	23,520	21,000	24,577	32,500	21,000
10-5055-260	Insurance Expense	1,185	1,450	.00	1,500	.00	1,100	1,100
10-5055-340	Municipal Court Expense	1,519	2,000	520	900	320	700	700
Total Municipal Court:		28,840	35,150	40,509	41,150	38,364	52,825	40,650
General Fund Revenue Total:		58,416	49,500	49,673	64,280	37,104	49,399	43,000
General Fund Expenditure Total:		28,840	35,150	40,509	41,150	38,364	52,825	40,650
Net Total General Fund:		29,576	14,350	9,165	23,130	1,260-	3,426-	2,350
Net Grand Totals:		29,576	14,350	9,165	23,130	1,260-	3,426-	2,350

Account Number	Account Title	2009-09 Prior year 2 Actual	2010-10 Pri Year Budget	2010-10 Prior year Actual	2011-11 Cur Year Budget	09/11 Cur YTD Actual	2011-11 Cur Year Projected Budget	2012-12 Beginning Budget
General Fund								
Park Revenue								
10-4040-030	Sales Tax 1/2% (new 2001)	153,478	150,039	145,577	153,914	112,775	148,068	145,577
10-4040-090	Recreational Dev Fee	1,000	1,500	500	500	.00	.00	500
10-4040-095	Developer Fee-Park Capital	255,695	.00	.00	.00	.00	.00	.00
10-4040-110	GOCO Grant	.00	.00	199,876	.00	.00	.00	.00
10-4040-150	Bank Loan - VIX Park	.00	.00	.00	.00	.00	.00	.00
10-4040-394	Sale of Parks Assets	.00	.00	.00	.00	.00	.00	.00
10-4040-500	Alpine - Pk Capital Int.	6	4	3	4	.00	.00	.00
Total Park Revenue:		410,180	151,543	345,957	154,418	112,775	148,068	146,077
Park Expenses								
10-5075-421	Veh/Equip - Lease/Purchase	27,883	.00	1,235	15,041	15,025	15,025	15,695
10-5075-600	Parks Interest Expense	41,684	40,360	40,361	38,966	29,279	38,966	37,604
10-5075-650	VIX Loan Principal	24,235	25,559	25,557	26,953	20,159	26,953	28,315
10-5075-700	Capital - Park Development	406,005	.00	195,092	.00	.00	.00	.00
10-5075-701	Capital Park Improvements	.00	.00	.00	.00	.00	.00	.00
10-5075-702	Capital Equipment	.00	.00	.00	.00	.00	.00	.00
10-5075-703	Capital Park Planning	93,764	.00	.00	.00	.00	.00	.00
Total Park Expenses:		593,570	65,919	262,245	80,960	64,464	80,944	81,614
General Fund Revenue Total:		410,180	151,543	345,957	154,418	112,775	148,068	146,077
General Fund Expenditure Total:		593,570	65,919	262,245	80,960	64,464	80,944	81,614
Net Total General Fund:		183,390-	85,624	83,711	73,458	48,311	67,124	64,463
Net Grand Totals:		183,390-	85,624	83,711	73,458	48,311	67,124	64,463

Account Number	Account Title	2009-09 Prior year 2 Actual	2010-10 Pri Year Budget	2010-10 Prior year Actual	2011-11 Cur Year Budget	09/11 Cur YTD Actual	2011-11 Cur Year Projected Budget	2012-12 Beginning Budget
General Fund								
Park Revenue								
10-4040-020	Sales Tax 1/4 %	76,739	75,019	72,966	76,902	56,387	74,700	72,966
10-4040-040	Park Use Revenue	.00	.00	.00	.00	255	255	50
10-4040-080	Donations	.00	.00	1,940	.00	.00	.00	.00
10-4040-120	Miscellaneous	7,356	6,000	4,397	4,000	560	560	.00
Total Park Revenue:		84,095	81,019	79,303	80,902	57,202	75,515	73,016
Park Expenses								
10-5075-020	Salaries	147,423	138,340	138,425	141,200	93,767	125,900	124,250
10-5075-022	Call Out Pay	.00	150	.00	.00	.00	.00	.00
10-5075-025	Salary-Summer Temps	34,145	10,400	6,927	6,500	7,847	10,702	14,000
10-5075-030	Payroll Tax Exp - Social Sec	11,257	9,225	9,012	9,175	6,300	8,500	8,575
10-5075-031	Payroll Tax Exp - Medicare	2,633	2,160	2,108	2,150	1,474	1,998	2,010
10-5075-032	Payroll Tax Exp - St Unemplmnt	363	300	291	450	300	413	415
10-5075-041	CCOERA Retirement Exp	5,747	5,600	5,385	5,650	3,551	5,120	4,975
10-5075-042	Health Insurance Exp	23,500	28,000	25,243	28,400	16,763	21,500	22,500
10-5075-043	Cafeteria Plan Expense	4,959	2,000	4,630	2,000	2,503	3,400	100
10-5075-050	Employee Support	100	250	77	200	.00	50	50
10-5075-100	Office Supplies	332	700	233	300	186	325	200
10-5075-101	Office Op. Supply & Furniture	50	.00	.00	.00	31	100	.00
10-5075-103	Computer Hardware/Software	35	350	517	300	140	300	300
10-5075-104	Printing & Copies	.00	.00	.00	.00	.00	.00	.00
10-5075-106	Credit Card Fees	.00	50	50	50	50	50	50
10-5075-107	Computer Services	135	.00	.00	.00	749	1,000	1,100
10-5075-119	Office Lease	1,947	.00	.00	.00	.00	.00	.00
10-5075-120	Utilities	12,127	10,000	18,910	18,800	10,826	17,250	17,000
10-5075-140	Telephone Expense	499	550	1,020	950	865	1,225	1,200
10-5075-160	Dues, Subscriptions	392	350	331	200	133	175	200
10-5075-170	Training	285	750	3	250	10	200	250
10-5075-175	Meals, Lodging	260	.00	16	.00	110	275	50
10-5075-176	Work Crew Meal/Exp.	44	.00	.00	.00	.00	.00	.00
10-5075-180	Publication of Notices	136	200	.00	200	.00	.00	.00
10-5075-200	Legal Services	197	250	1,656	250	81	250	250
10-5075-210	Technical Support	250	100	369	200	821	1,000	1,100
10-5075-220	Other Prof Services/Inspection	90	100	.00	100	.00	100	100
10-5075-240	Audit Expense	300	300	300	300	300	300	300
10-5075-260	Insurance Expense	5,501	5,000	6,364	7,800	4,690	6,600	8,250
10-5075-280	Miscellaneous Expense	143	100	2,047	100	120	1,950	100
10-5075-300	Tools	1,070	2,000	1,258	1,000	306	2,038	500
10-5075-320	Vehicle Expense	177	750	7	750	30	500	600
10-5075-322	Veh Exp - 1988 Chevy P.U.	17	500	.00	.00	.00	.00	.00
10-5075-324	Veh Exp-1997 Chevy PU	.00	500	.00	.00	.00	.00	.00
10-5075-325	Veh Exp-08 Chevy 2500(P2)	.00	200	426	200	13	200	200
10-5075-326	Veh Exp-08 Chevy Colo(P9)	.00	200	2,252	200	124	200	200
10-5075-327	Veh Exp-08 Chevy 2500(P4)	.00	200	1,786	700	.00	800	200
10-5075-328	Veh Exp-09 Chevy 3500(P5)	.00	.00	.00	.00	.00	800	200
10-5075-329	Veh Exp-00 GMC(P12)	.00	.00	.00	.00	.00	200	200
10-5075-340	Gas & Oil	7,383	5,750	7,335	6,000	9,779	12,000	12,750
10-5075-380	Equipment Maintenance	2,603	3,000	4,637	4,000	2,201	4,000	4,000
10-5075-383	Eq. Maint. Jacobsen Mower	284	800	732	800	415	600	800
10-5075-388	Irrigation Winterization	636	1,500	636	1,200	.00	1,000	1,000
10-5075-389	Irrigation M & O	11,881	13,000	7,536	10,000	4,702	8,000	8,000
10-5075-390	M & O	15,331	14,000	13,488	14,000	10,289	14,000	14,000

Account Number	Account Title	2009-09 Prior year 2 Actual	2010-10 Pri Year Budget	2010-10 Prior year Actual	2011-11 Cur Year Budget	09/11 Cur YTD Actual	2011-11 Cur Year Projected Budget	2012-12 Beginning Budget
10-5075-391	Equipment Rental	125	500	.00	500	430	1,225	400
10-5075-392	Fertilizer	7,474	11,420	6,531	9,000	3,805	4,000	4,200
10-5075-393	Weed management	1,195	1,880	610	1,500	863	1,500	1,500
10-5075-394	Mosquito Control	4,500	4,500	.00	4,500	.00	3,500	4,600
10-5075-395	School Facilities - M & O	.00	.00	.00	.00	.00	.00	.00
10-5075-480	Engineering & Survey	.00	.00	785	.00	.00	.00	.00
10-5075-481	Safety	81	600	148	100	324	350	300
10-5075-499	PWF Maintenance	.00	.00	606	400	193	600	400
10-5075-500	Tree Maintenance - Parks	18	1,500	950	1,500	.00	1,400	1,400
Total Park Expenses:		305,622	278,025	273,634	281,875	185,090	265,596	262,775
General Fund Revenue Total:		84,095	81,019	79,303	80,902	57,202	75,515	73,016
General Fund Expenditure Total:		305,622	278,025	273,634	281,875	185,090	265,596	262,775
Net Total General Fund:		221,528-	197,006-	194,331-	200,973-	127,888-	190,081-	189,759-
Net Grand Totals:		221,528-	197,006-	194,331-	200,973-	127,888-	190,081-	189,759-

Account Number	Account Title	2009-09 Prior year 2 Actual	2010-10 Pri Year Budget	2010-10 Prior year Actual	2011-11 Cur Year Budget	09/11 Cur YTD Actual	2011-11 Cur Year Projected Budget	2012-12 Beginning Budget
General Fund								
Revenues								
10-4010-500	PS Charges for Services	3,184	2,000	2,447	2,725	2,032	2,650	2,500
10-4010-510	PS-VIN Inspect. - Certified	.00	.00	.00	.00	.00	.00	.00
10-4010-520	PS Dog Impound Fees	2,706	1,750	1,355	1,360	1,495	1,650	1,360
10-4010-560	PS Donation to Bike Rodeo	760	700	1,050	800	1,227	1,227	900
10-4010-580	PS Vehicle Sale	4,241	6,500	9,092	10,000	6,996	10,000	8,000
10-4010-585	Veh. Impound Fees	21,721	26,000	17,407	15,000	17,554	21,000	16,000
10-4010-625	PS State Leaf Grant	.00	.00	900	900	.00	.00	.00
10-4010-636	Mahan Scholarship Fund	1,094	1,200	825	900	746	950	900
10-4010-637	PS Recruitment Reimb.	.00	.00	4,557	.00	.00	.00	.00
10-4010-640	PS Bail Bonds	.00	.00	300	.00	.00	10	10
10-4010-645	Jail Restitution	219	.00	.00	.00	.00	.00	.00
10-4010-670	PS Miscellaneous Revenue	730	1,000	516	10	2,524	2,524	500
Total Revenues:		34,655	39,150	38,449	31,695	32,574	40,011	30,170
Public Safety								
10-5050-020	Salaries	504,754	476,238	456,240	490,972	342,428	472,000	464,900
10-5050-022	Call Out Pay	.00	1,200	836	1,200	1,028	1,600	1,500
10-5050-030	Payroll Tax Exp - Social Sec	31,295	29,610	28,339	30,500	21,294	29,363	28,925
10-5050-031	Payroll Tax Exp - Medicare	7,319	6,925	6,628	7,150	4,980	6,867	6,775
10-5050-032	Payroll Tax Exp - St Unemplmnt	1,009	975	914	1,475	1,029	1,421	1,400
10-5050-041	CCOERRA Retirement Exp	19,174	19,100	18,453	19,700	13,606	18,944	18,675
10-5050-042	Health Insurance Exp	70,775	79,000	86,878	103,000	72,947	96,500	107,000
10-5050-043	Cafeteria Plan Expense	7,769	2,000	9,125	500	8,203	10,500	100
10-5050-049	Recruitment Expense	.00	.00	.00	500	.00	.00	500
10-5050-050	Employee Assistance Program	338	400	363	400	180	500	350
10-5050-100	Office Supplies	4,786	5,000	2,659	3,000	1,451	2,500	2,800
10-5050-101	Office Op. Supply & Furniture	213	500	.00	500	573	700	450
10-5050-102	Postage Expense	716	1,100	435	750	516	800	750
10-5050-103	Computer Hardware/Software	100	3,065	1,070	3,000	51	3,000	2,500
10-5050-104	Printing & Copies	3,598	3,500	3,876	3,500	2,945	3,500	3,500
10-5050-106	Credit Card Fees	147	150	150	150	150	150	150
10-5050-140	Telephone Expense	4,659	3,400	4,002	3,800	3,487	4,400	4,200
10-5050-150	Mileage Expense	.00	100	.00	100	.00	.00	.00
10-5050-160	Dues & Subscriptions	399	400	221	300	350	350	350
10-5050-175	Meals, Lodging	971	1,400	432	1,000	784	1,050	1,000
10-5050-180	Publication of Notices	1,179	800	.00	400	74	500	350
10-5050-190	Refund	95	150	20	.00	.00	.00	.00
10-5050-200	Legal & Professional Svcs.	2,548	2,000	3,913	4,000	1,131	3,000	3,000
10-5050-240	Audit Expense	500	500	500	500	500	500	500
10-5050-260	Insurance Expense	21,711	16,200	19,502	22,000	14,884	19,500	23,600
10-5050-280	Miscellaneous Expense	1,556	2,100	547	1,000	798	1,200	1,000
10-5050-290	Special Events Exp.	1,287	500	.00	250	.00	250	250
10-5050-300	Uniform Allowance	3,217	3,500	1,852	3,000	2,431	3,000	2,900
10-5050-301	Officer's Equipment	12,124	7,000	5,748	7,000	4,516	7,000	7,000
10-5050-314	Veh Exp-013-2009 Dod. Chg.	.00	.00	.00	.00	1,333	1,500	800
10-5050-315	Veh Exp-014-2009 Dod. Chg.	.00	.00	.00	.00	913	1,900	800
10-5050-316	Veh Exp-003-03 Cr. Vic.	.00	.00	.00	.00	695	900	400
10-5050-317	Veh Exp-067 - 99 Crown Vic	.00	800	1,271	1,000	1,082	1,250	800
10-5050-318	Veh Exp-068 - 04 Crown Vic	94	800	691	1,000	368	900	800
10-5050-319	Veh Exp-069 - 04 Crown Vic	.00	800	566	1,000	230	900	800
10-5050-320	Veh Exp-600/599-Expedition	64	.00	.00	.00	.00	.00	.00
10-5050-321	Veh Exp-603/303-00 Ford	1,393	800	98	1,000	978	1,200	1,000

Account Number	Account Title	2009-09	2010-10	2010-10	2011-11	09/11	2011-11	2012-12
		Prior year 2 Actual	Pri Year Budget	Prior year Actual	Cur Year Budget	Cur YTD Actual	Cur Year Projected Budget	Beginning Budget
10-5050-322	Veh Exp-764 / 00 Crown Vic	1,159	800	.00	1,000	.00	700	800
10-5050-325	Veh Exp-015-00 Crown Vic	1,223	800	1,482	1,000	1,290	1,800	800
10-5050-326	Veh Exp-609/994-98 Chev	1,071	500	.00	.00	.00	.00	.00
10-5050-327	Veh Exp-93 Aerostar	199	.00	.00	200	1	200	200
10-5050-328	Veh Exp-709 - 97 Crown Vic.	4,095	800	516	200	.00	.00	.00
10-5050-329	Veh Exp-710 - 97 Crown Vic.	2,263	800	.00	.00	.00	.00	.00
10-5050-330	Veh Exp-763-2004 Crown Vic	1,330	800	460	1,000	666	1,100	800
10-5050-331	Veh Exp-765-2004 Crown Vic	1,255	800	1,163	1,000	233	800	800
10-5050-334	Veh Exp-PS Pickup	.00	.00	8	200	45	200	200
10-5050-335	Equip. Expense-Radar Trlr	.00	200	.00	200	.00	200	200
10-5050-340	Gas & Oil	15,993	14,000	16,801	15,000	18,688	25,900	24,500
10-5050-360	Abandon Vehicle	17,725	19,000	14,128	14,000	9,950	14,000	14,000
10-5050-380	Equipment Maintenance	3,250	4,000	3,399	4,000	2,791	4,000	4,000
10-5050-384	Tires - New	2,236	2,000	2,808	2,000	781	1,800	2,000
10-5050-419	Mahan Fund/Training Exp.	2,683	.00	.00	5,257	.00	2,000	3,000
10-5050-420	Training & Certification	844	2,500	480	3,000	1,803	3,000	6,000
10-5050-421	Vehicle Lease/Purchase	3,277	.00	47,186	.00	564	23,900	.00
10-5050-460	Jail	.00	200	.00	200	.00	.00	100
10-5050-480	Public Relations	1,071	300	200	300	110	300	300
10-5050-500	Bike Rodeo	818	400	978	800	820	820	800
10-5050-540	Crime Prevention	.00	200	.00	200	.00	200	200
10-5050-600	Animal Control	2,263	6,000	.00	3,000	.00	3,000	3,000
10-5050-601	Kennel Expenses	.00	3,000	2,400	3,000	2,400	3,000	3,000
10-5050-620	Emergency Preparedness	.00	2,000	63	1,000	325-	500	750
10-5050-640	Photo Development Expense	.00	50	.00	50	.00	.00	.00
10-5050-641	Film Expense	.00	50	.00	50	.00	.00	.00
10-5050-642	Computer Services	570	.00	.00	.00	929	1,400	2,000
10-5050-643	Training Library	.00	200	.00	200	.00	200	200
10-5050-644	Hiring Expense	261	500	1,278	500	871	871	750
10-5050-645	Ammunition Expense	1,144	1,500	588	1,500	633	1,500	1,500
10-5050-646	Laboratory Fees	1,287	1,000	616	1,000	806	1,000	1,000
10-5050-647	Printing Expense	1,412	1,500	420	1,000	1,407	1,800	1,500
10-5050-651	Evidence Equip. & Supplies	1,916	2,000	2,171	2,000	446	1,500	1,800
10-5050-652	Evid. Collection/Analysis	523	250	1,459	1,500	684	1,500	1,300
Total Public Safety:		773,654	736,163	753,932	778,004	551,527	794,836	765,325
General Fund Revenue Total:		34,655	39,150	38,449	31,695	32,574	40,011	30,170
General Fund Expenditure Total:		773,654	736,163	753,932	778,004	551,527	794,836	765,325
Net Total General Fund:		738,999-	697,013-	715,484-	746,309-	518,953-	754,825-	735,155-
Net Grand Totals:		738,999-	697,013-	715,484-	746,309-	518,953-	754,825-	735,155-

Account Number	Account Title	2009-09 Pri Year 2 Actual	2010-10 Pri Year Budget	2010-10 Pri Year Actual	2011-11 Cur Year Budget	09/11 Cur YTD Actual	2011-11 Cur Year Projected Budget	2012-12 Beginning Budget
General Fund								
Revenues								
10-4010-680	REC Wrestling	2,733	3,411	2,780	4,100	1,415	3,095	3,095
10-4010-700	REC Baseball	208	2,232	2,557	2,800	3,536	3,555	3,535
10-4010-720	REC Basketball	3,147	4,230	3,008	4,115	902	3,700	4,115
10-4010-725	REC Beginning Basketball	37-	1,848	785	1,200	94	1,200	1,200
10-4010-740	REC Softball	1,170	1,710	1,607	1,750	2,499	2,499	2,498
10-4010-760	REC Beginning Baseball	3,728	3,666	3,461	3,836	1,780	1,780	1,780
10-4010-820	REC Adult Basketball	311	.00	715	700	880	880	880
10-4010-840	REC Soccer	7,520	5,824	7,123	7,400	3,536	3,536	3,700
10-4010-841	Beginning Soccer	5,612	8,184	5,513	5,475	6,234	6,327	5,800
10-4010-843	Rec. Adult Soccer	.00	.00	2,180	2,325	2,715	3,643	3,200
10-4010-845	REC Competitive Soccer	5,492	19,684	12,085	13,300	15,026	15,026	14,586
10-4010-847	REC MLS Soccer Camp	760	780	825	500	380	380	.00
10-4010-851	Youth Volleyball	111	1,200	80-	.00	.00	.00	.00
10-4010-860	REC Miscellaneous Program	2,713	3,394	1,963	2,400	86	436	436
10-4010-880	REC Donations	450	1,500	275	250	250	250	250
10-4010-885	Special Events Donations	10,260	4,000	4,928	5,200	2,311	2,435	5,000
10-4010-887	Rec. Scholarship Donations	920	700	730	700	970	970	770
10-4010-910	Comm Center Rental/Fees	8,845	13,306	9,965	10,000	8,629	10,700	11,000
10-4010-911	Comm Center Donations	655	100	325	.00	.00	.00	.00
10-4010-940	REC Miscellaneous	207	.00	904	1,000	350	350	1,000
10-4010-960	REC Fund Raisers	.00	.00	.00	.00	.00	.00	.00
10-4010-970	REC Special Events Revenue	3,516	5,000	1,838	2,000	1,573	1,681	2,000
10-4010-990	REC Team Sponsorships	1,000	1,000	1,750	1,918	1,030	1,918	1,918
Total Revenues:		59,320	81,769	65,235	70,969	54,196	64,361	66,763
Recreation								
10-5070-020	Salaries	90,144	74,860	73,238	76,860	52,656	70,400	75,800
10-5070-025	Salary - Temps	4,875	5,100	5,200	5,300	3,995	5,850	5,500
10-5070-030	Payroll Tax Exp - Social Sec	5,891	4,975	4,863	5,100	3,512	4,730	5,050
10-5070-031	Payroll Tax Exp - Medicare	1,378	1,160	1,137	1,200	822	1,110	1,200
10-5070-032	Payroll Tax Exp - St Unemplmnt	190	175	157	175	170	230	245
10-5070-041	CCOERRA Retirement Exp	3,754	2,260	2,176	2,260	1,487	2,500	3,050
10-5070-042	Health Insurance Exp	19,267	23,000	14,898	17,000	10,357	11,500	17,500
10-5070-043	Cafeteria Plan Expense	3,336	2,000	3,269	500	2,130	2,500	100
10-5070-050	Employee Support	10	50	33	.00	.00	.00	.00
10-5070-100	Office Supplies	814	1,000	822	1,000	462	850	850
10-5070-101	Office Op. Supply & Furniture	.00	.00	.00	.00	31	31	.00
10-5070-102	Postage Expense	64	300	45	100	57	100	100
10-5070-103	Computer Hardware/Software	.00	100	200	100	51	2,351	3,000
10-5070-104	Printing & Copies	1,548	1,500	1,653	1,500	1,149	1,500	1,500
10-5070-106	Credit Card Fees	65	50	50	.00	60	60	.00
10-5070-107	Computer Services	120	.00	.00	.00	808	1,000	600
10-5070-120	Promotion & Advertising	88	100	75	100	.00	250	500
10-5070-140	Telephone Expense	2,378	1,400	2,153	2,000	1,506	2,030	2,030
10-5070-160	Dues, Subscriptions	25	.00	217	150	33	150	150
10-5070-170	Training, Meetings	370	350	.00	100	45	100	100
10-5070-175	Meals, Lodging	89	150	18	50	92	150	.00
10-5070-180	Publication of Notices	136	150	.00	.00	608	608	.00
10-5070-210	Technical Support	.00	.00	167	.00	312	500	500
10-5070-220	Other Prof Services	1,551	750	759	750	2,581	4,500	750
10-5070-230	Other Prof Svcs - CIP	.00	.00	83	.00	.00	.00	.00
10-5070-240	Audit Expense	400	400	400	400	400	400	400

Account Number	Account Title	2009-09 Pri Year 2 Actual	2010-10 Pri Year Budget	2010-10 Pri Year Actual	2011-11 Cur Year Budget	09/11 Cur YTD Actual	2011-11 Cur Year Projected Budget	2012-12 Beginning Budget
10-5070-260	Insurance Expense	4,704	4,100	4,539	5,600	3,695	5,000	5,900
10-5070-280	Miscellaneous Expense	196	.00	1-	.00	.00	.00	.00
10-5070-290	Veh Exp-09 GMC(R8)	66	.00	4	200	.00	200	200
10-5070-295	Gas & Oil	363	750	584	600	522	850	800
10-5070-300	Wrestling	1,724	2,000	1,550	1,850	827	1,700	1,700
10-5070-301	Wrestling Coordinator	.00	.00	.00	.00	.00	.00	.00
10-5070-320	Basketball	656	2,000	1,585	1,600	805	1,610	1,650
10-5070-340	Adult Basketball	.00	.00	83	500	141	150	200
10-5070-360	Beginning Basketball	26	500	610	500	.00	500	500
10-5070-380	Baseball	664	800	2,217	2,250	951	951	1,500
10-5070-385	Beginning Baseball	1,094	800	1,005	2,100	566	566	1,200
10-5070-400	Softball	1,913	800	2,120	1,000	2,093	2,093	2,100
10-5070-460	Soccer	2,110	3,000	1,265	1,500	1,139	1,422	1,500
10-5070-462	Beginning Soccer	2,666	1,700	2,300	2,300	1,160	2,443	2,100
10-5070-464	Adult Soccer	181	.00	239	1,000	30	611	1,000
10-5070-465	Competitive Soccer	10,532	4,800	7,605	9,000	3,803	4,303	8,500
10-5070-467	MLS Soccer Camp	.00	.00	.00	.00	.00	.00	.00
10-5070-471	Youth Volleyball	.00	.00	.00	.00	.00	.00	.00
10-5070-500	Misc Programs	2,743	2,000	667	700	61	61	400
10-5070-501	Scholarship Expense	.00	.00	.00	.00	.00	.00	.00
10-5070-502	Facilities Rental	490	1,000	459	500	.00	400	250
10-5070-530	C.C. - Repairs/Maint.	3,371	2,000	1,947	1,500	931	1,500	1,500
10-5070-531	C.C. - Janitorial	3,857	500	698	500	601	800	600
10-5070-535	C.C. - Supplies	836	1,500	633	900	982	1,427	950
10-5070-540	C.C. - Utilities	6,377	7,000	5,226	6,000	3,871	6,200	6,200
10-5070-550	C.C - Rental Refund	300	500	48	.00	196	300	.00
10-5070-600	Fund Raisers	.00	.00	.00	.00	.00	.00	.00
10-5070-610	Special Events	7,458	3,610	2,628	2,000	4,285	4,500	3,760
10-5070-640	Field Maintenance	52	1,500	1,092	1,200	717	1,100	1,100
10-5070-641	Equip. Maintenance	567	500	102	500	27	250	250
10-5070-642	Facilities Maintenance	208	500	27	500	165	500	1,200
10-5070-695	Vehicle Lease/Purchase	2,601	3,226	3,226	4,737	3,888	3,888	3,365
10-5070-700	Capital Expenditures	.00	.00	.00	1,000	.00	.00	.00
Total Recreation:		192,244	164,916	154,072	164,682	114,779	156,725	167,350
General Fund Revenue Total:		59,320	81,769	65,235	70,969	54,196	64,361	66,763
General Fund Expenditure Total:		192,244	164,916	154,072	164,682	114,779	156,725	167,350
Net Total General Fund:		132,924-	83,147-	88,836-	93,713-	60,582-	92,364-	100,587-
Net Grand Totals:		132,924-	83,147-	88,836-	93,713-	60,582-	92,364-	100,587-

Account Number	Account Title	2009-09 Prior year 2 Actual	2010-10 Pri Year Budget	2010-10 Prior year Actual	2011-11 Cur Year Budget	09/11 Cur YTD Actual	2011-11 Cur Year Projected Budget	2012-12 Beginning Budget
General Fund								
Revenues								
10-4010-060	Sales Street 1%	317,920	310,795	301,553	307,720	233,605	309,000	301,553
10-4010-070	County Sales Tax 3/4%	145,597	102,000	107,220	105,000	74,835	91,000	95,000
10-4010-320	M/V Special Assessment	16,179	13,000	15,903	13,000	12,423	15,400	15,400
10-4010-340	County Road & Bridge	65,008	55,000	111,637	100,000	55,529	56,700	60,000
10-4010-360	Highway Use Tax	104,283	105,000	125,079	125,000	93,486	122,500	126,500
10-4010-370	Traffic Impact Fee	1,139	.00	.00	.00	.00	.00	.00
10-4010-371	Permits-St Maint.	.00	.00	903	.00	.00	165	.00
10-4010-379	St. Improvement Interest	14,761	6,500	7,117	6,100	5,471	7,200	1,750
10-4010-393	Developer Contribution	67,595	.00	.00	.00	.00	.00	.00
10-4010-394	Sale of Assets	223,957	.00	2,492	.00	.00	.00	.00
10-4010-395	Misc. Street Revenue	4,030	400	10,122	1,000	749	800	500
10-4010-396	Solar Grant - Public Works	.00	.00	67,500	.00	.00	.00	.00
Total Revenues:		960,468	592,695	749,525	657,820	476,098	602,765	600,703
Street Maintenance								
10-5090-020	Salaries	212,949	161,240	159,664	162,800	111,654	152,700	156,425
10-5090-022	Call Out Pay	.00	500	.00	.00	.00	.00	.00
10-5090-025	Salary - Temps	32,955	10,400	6,777	9,000	7,847	11,500	14,000
10-5090-030	Payroll Tax Exp - Social Sec	15,246	10,675	10,319	10,675	7,409	10,180	10,575
10-5090-031	Payroll Tax Exp - Medicare	3,565	2,500	2,413	2,500	1,733	2,400	2,475
10-5090-032	Payroll Tax Exp - St Unemplmnt	493	350	333	525	354	500	515
10-5090-041	CCOERRA Retirement Exp	8,423	6,300	6,265	6,525	4,311	6,108	6,260
10-5090-042	Health Insurance Exp	40,647	50,700	30,338	33,700	22,449	29,500	32,000
10-5090-043	Cafeteria Plan Expense	8,859	2,000	6,216	500	5,140	6,200	100
10-5090-050	Employee Support	7	100	101	100	.00	50	50
10-5090-100	Office Supplies	533	750	644	750	343	750	750
10-5090-101	Office Op. Supply & Furniture	150	.00	450	300	31	250	250
10-5090-102	Postage Expense	23	100	227	.00	165	200	200
10-5090-103	Computer Hardware/Software	98	23	875	250	903	2,500	250
10-5090-104	Printing & Copies	.00	100	.00	.00	.00	.00	.00
10-5090-106	Credit Card Fees	40	50	50	.00	.00	.00	.00
10-5090-107	Computer Services	45	.00	.00	.00	899	1,200	1,200
10-5090-119	Office Lease	4,150	.00	.00	.00	.00	.00	.00
10-5090-120	Utilities	3,740	12,000	6,065	7,000	3,927	6,000	6,000
10-5090-140	Telephone Expense	2,826	2,800	1,851	2,000	1,894	2,700	2,700
10-5090-150	Mileage Expense	14	.00	.00	.00	.00	.00	.00
10-5090-160	Dues, Subscriptions	150	100	301	100	228	228	100
10-5090-170	Training	255	400	143	400	10	250	250
10-5090-175	Meals, Lodging	288	100	122	100	154	425	125
10-5090-180	Publication of Notices	211	700	17	700	.00	200	350
10-5090-200	Legal Services	1,820	1,500	4,351	1,500	806	1,200	1,200
10-5090-210	Technical Support	999	1,200	1,129	1,200	1,254	1,700	1,700
10-5090-220	Other Prof Services	90	250	29	2,250	2,018	2,250	2,250
10-5090-240	Audit Expense	1,100	1,100	1,100	1,100	1,100	1,100	1,100
10-5090-260	Insurance Expense	10,252	6,500	7,370	8,500	6,125	8,500	9,900
10-5090-280	Miscellaneous Expense	5,521	100	397	100	510	510	100
10-5090-300	Machinery, Equipment, Tools	1,427	2,000	846	2,000	232	2,161	1,500
10-5090-320	Vehicle Expense	148	600	967	600	17	600	600
10-5090-322	Veh Exp-2009 Hook Truck	.00	.00	96	200	79	200	200
10-5090-324	Veh Exp-1998 Chev 3500 P.U.	608	800	.00	.00	.00	.00	.00
10-5090-326	Veh Exp-1997 Chevy P.U.	.00	250	77	.00	.00	.00	.00
10-5090-327	Veh Exp-00 GMC P.U.	103	1,000	313	.00	653	653	200

Account Number	Account Title	2009-09 Prior year 2 Actual	2010-10 Pri Year Budget	2010-10 Prior year Actual	2011-11 Cur Year Budget	09/11 Cur YTD Actual	2011-11 Cur Year Projected Budget	2012-12 Beginning Budget
10-5090-328	Veh Exp-08 Chevy 3500(M5)	.00	.00	.00	200	.00	800	200
10-5090-329	Veh Exp-09 chevy 2500(M6)	.00	.00	.00	200	.00	800	200
10-5090-330	Veh Exp-09 Canyon(A1)	.00	.00	80	200	3	200	200
10-5090-340	Gas & Oil	16,428	20,000	10,417	16,000	8,493	12,000	13,000
10-5090-360	Co. Treas. Fees-Prop. Tax	1,308	1,700	2,261	2,400	824	1,100	1,100
10-5090-377	Eq. Maint - Snow Plows	3,007	750	1,781	850	934	1,800	1,800
10-5090-378	Eq. Maint. - JD MiniEx	.00	800	55	800	.00	500	500
10-5090-379	Eq. Maint. Bobcat Skidsteer	229	500	.00	500	.00	500	500
10-5090-380	Equipment Maintenance	2,213	3,000	539	3,000	341	1,500	1,500
10-5090-381	Eq. Maint. Cat Backhoe	6,639	1,000	363	1,000	138	500	1,000
10-5090-382	Eq. Maint. 87 Ford St. Sweeper	.00	.00	.00	.00	.00	.00	.00
10-5090-383	Eq. Maint. J.D. Tractor	.00	500	.00	500	7	300	500
10-5090-384	Tires - New	537	800	693	800	106	600	600
10-5090-389	Street Sweeping	.00	.00	.00	.00	.00	.00	.00
10-5090-390	Maintenance/Operations	14,822	16,000	5,912	12,000	2,463	10,000	8,500
10-5090-391	Equipment Rental	100	1,000	640	1,000	807	1,315	1,000
10-5090-392	Road Base/Cinders/Patching Mtl	7,459	12,000	4,980	12,000	3,359	7,500	10,000
10-5090-393	Snow Removal	866	1,000	.00	1,000	.00	1,000	1,000
10-5090-394	Crack Seal Exp.	27,950	9,000	.00	17,280	27,100	27,100	20,000
10-5090-395	Sidewalk Maintenance	.00	1,500	.00	1,000	.00	3,000	3,500
10-5090-396	St. Signs	1,377	3,000	1,785	2,000	947	2,000	2,000
10-5090-397	Painting - St./Crosswalks	6,749	8,500	2,871	6,500	5,195	5,800	6,500
10-5090-398	Street Chip & Seal	64,379	9,000	.00	17,280	2,575	2,575	65,000
10-5090-399	Main-St. Scape Expenses	.00	.00	.00	.00	.00	.00	.00
10-5090-400	Street Lights	42,228	43,000	47,164	47,000	29,486	44,900	46,500
10-5090-421	Equip Lease/Purchase	74,205	77,011	77,007	48,528	59,467	59,468	48,702
10-5090-480	Engineering & Survey	1,171	1,000	.00	500	.00	500	500
10-5090-481	Safety	730	3,000	418	1,500	591	1,000	1,000
10-5090-499	PWF Maintenance	.00	.00	1,276	.00	1,176	1,176	500
10-5090-500	Tree Maintenance	1,026	1,000	990	1,000	100	1,000	1,000
10-5090-550	Street Asphalt Overlay	53,966	10,000	.00	19,440	22,107	22,500	25,000
10-5090-551	Curb & Gutter	.00	.00	.00	.00	.00	.00	.00
10-5090-560	Capital Improvements	1,247,972	.00	49,079	.00	.00	20,000	10,000
10-5090-580	Capital Tools & Equipment	.00	10,000	.00	.00	.00	.00	.00
Total Street Maintenance:		1,933,093	512,249	457,433	469,853	348,463	484,149	525,127
General Fund Revenue Total:		960,468	592,695	749,525	657,820	476,098	602,765	600,703
General Fund Expenditure Total:		1,933,093	512,249	457,433	469,853	348,463	484,149	525,127
Net Total General Fund:		972,625	80,446	292,092	187,967	127,635	118,616	75,576
Net Grand Totals:		972,625	80,446	292,092	187,967	127,635	118,616	75,576

Account Number	Account Title	2009-09 Pri Year 2 Actual	2010-10 Pri Year Budget	2010-10 Pri Year Actual	2011-11 Cur Year Budget	09/11 Cur YTD Actual	2011-11 Cur Year Projected Budget	2012-12 Beginning Budget
General Fund								
Town Maintenance								
10-5060-020	Salaries	33,847	30,200	30,383	31,200	19,885	25,750	22,950
10-5060-030	Payroll Tax Exp - Social Sec	2,099	1,875	1,884	1,950	1,233	1,597	1,425
10-5060-031	Payroll Tax Exp - Medicare	491	440	441	450	288	373	335
10-5060-032	Payroll Tax Exp - St Unemplmnt	68	60	61	100	59	77	70
10-5060-041	CCOERRA Retirement Exp	1,236	1,210	1,090	1,250	668	1,030	925
10-5060-042	Health Insurance Exp	6,100	7,800	5,202	5,700	3,302	4,150	4,750
10-5060-043	Cafeteria Plan Expense	1,213	750	1,126	500	888	1,050	100
10-5060-050	Employee Support	.00	100	27	100	.00	50	50
10-5060-100	Office Supplies	484	400	278	250	201	250	250
10-5060-104	Printing & Copies	145	100	.00	25	.00	25	25
10-5060-119	Office Lease	600	.00	.00	.00	.00	.00	.00
10-5060-120	Utilities	.00	300	360	500	15	400	400
10-5060-140	Telephone Expense	239	175	.00	.00	.00	.00	.00
10-5060-160	Dues, Subscriptions	.00	50	18	50	.00	50	50
10-5060-180	Publication of Notices	39	100	.00	100	.00	50	50
10-5060-240	Audit Expense	125	125	125	125	125	125	125
10-5060-260	Insurance Expense	4,562	5,500	4,468	5,700	3,929	5,400	6,300
10-5060-280	Miscellaneous Expense	40	100	.00	100	.00	100	100
10-5060-300	Small Tools	.00	250	.00	100	13	100	100
10-5060-320	Vehicle Expense#111D Ford 1988	382	.00	.00	.00	.00	.00	.00
10-5060-340	Gas & Oil	273	500	.00	100	.00	100	100
10-5060-380	Equipment Maintenance	.00	500	.00	250	.00	200	200
10-5060-480	Safety	.00	100	.00	100	.00	100	100
10-5060-481	Engineering/Survey	.00	100	.00	100	.00	.00	100
10-5060-560	Capital Replacement - T/H	.00	.00	.00	.00	.00	8,215	10,500
10-5060-600	Town M & O	6,774	5,000	3,077	3,000	4,229	5,200	5,500
10-5060-601	T/H Cleaning & Supplies	10,744	1,000	827	1,000	619	875	900
10-5060-602	M & O - Shop Use	85	200	.00	200	.00	100	150
10-5060-610	Town Apt. Expenses	7,540	2,000	6,666	5,000	6,493	8,000	7,500
10-5060-611	Museum Expense	.00	200	.00	200	.00	200	200
Total Town Maintenance:		77,084	59,135	56,032	58,150	41,947	63,567	63,255
General Fund Revenue Total:		.00	.00	.00	.00	.00	.00	.00
General Fund Expenditure Total:		77,084	59,135	56,032	58,150	41,947	63,567	63,255
Net Total General Fund:		77,084-	59,135-	56,032-	58,150-	41,947-	63,567-	63,255-
Net Grand Totals:		77,084-	59,135-	56,032-	58,150-	41,947-	63,567-	63,255-

TOWN OF NEW CASTLE, COLORADO

Total of the Utility Fund
 Combined Statement of Revenues, Expenses, and Changes in Retained Earnings - Budget and Actual
 Budget Year Ending December 31, 2012

	<u>Actual</u> <u>2009</u>	<u>Budget</u> <u>2010</u>	<u>Actual</u> <u>2010</u>	<u>Budget</u> <u>2011</u>	<u>Actual</u> <u>Through</u> <u>9/31/2011</u>	<u>Projected</u> <u>2011</u>	<u>Budget</u> <u>2012</u>
Beginning Retained Earnings	\$ 1,218,676	414,752	(287,919)	1,036,516	1,591,653	1,591,653	1,572,070
Water							
Operating Revenues	\$ 685,524	708,250	767,137	739,150	594,900	745,048	705,068
Operating Expenses	\$ 615,422	679,600	591,333	688,345	447,101	666,867	656,290
Operating Revenues over (under) Expenses	\$ 70,102	28,650	175,804	50,805	147,799	78,181	48,778
Capital Revenues	\$ 53,989	78,800	137,620	25,150	14,455	27,104	1,000
Capital Expenses	\$ 837,432	499,952	129,801	189,822	117,917	153,319	120,591
Capital Revenues over (under) Expenses	\$ (783,443)	(421,152)	7,819	(164,672)	(103,462)	(126,215)	(119,591)
Wastewater							
Operating Revenues	\$ 601,077	836,520	827,323	886,950	694,082	928,520	920,830
Operating Expenses	\$ 487,346	573,885	505,183	605,145	359,277	544,453	583,732
Operating Revenues over (under) Expenses	\$ 113,731	262,635	322,140	281,805	334,805	384,067	337,098
Capital Revenues	\$ 7,360,994	1,139,800	1,767,095	200,130	217,157	217,369	990
Capital Expenses	\$ 8,278,742	1,351,841	708,091	573,878	587,885	612,985	594,255
Capital Revenues over (under) Expenses	\$ (917,748)	(212,041)	1,059,004	(373,748)	(370,728)	(395,616)	(593,265)
Trash Service							
Operating Revenues	\$ 224,582	242,400	240,265	247,000	181,659	242,000	243,000
Operating Expenses	\$ 213,819	242,400	227,914	247,000	178,216	242,000	243,000
Operating Revenues over (under) Expenses	\$ 10,763		12,351	0	3,443	0	0
Developers Contributions							
Capital Revenues							
Capital Expenses		400,000	302,454			40,000	
Other: Fund Transfer In							
Expenditure Contingency Funds							
Ending Retained Earnings	(287,919)	472,844	1,591,653	830,706	1,603,510	1,572,070	1,245,090

Account Number	Account Title	2009-09 Prior year 2 Actual	2010-10 Pri Year Budget	2010-10 Prior year Actual	2011-11 Cur Year Budget	09/11 Cur YTD Actual	2011-11 Cur Year Projected Budget	2012-12 Beginning Budget
Utility Fund								
Water Revenue								
20-4030-020	Water Revenues	563,139	580,000	562,986	454,000	392,594	525,000	525,000
20-4030-025	Water Svc Chg-Over 12,000 Gal.	86,177	100,000	174,815	175,000	107,753	114,500	85,000
20-4030-050	Water Service Charge	.00	.00	.00	96,000	63,093	79,000	79,000
20-4030-080	Delinquent User Charge	18,043	8,000	18,761	10,000	18,207	12,662	12,662
20-4030-100	Administration Fees	706	350	451	350	445	282	282
20-4030-120	Bulk Water Revenues	9,294	9,000	1,552	1,000	189	189	189
20-4030-200	Water Meters/Accessory	4,259	6,000	3,954	1,000	950	1,315	475
20-4030-240	Miscellaneous	1,550	2,500	13	.00	9,645	9,650	10
20-4030-241	Retirement Forfeiture	.00	.00	2,628	.00	.00	.00	.00
20-4030-245	Rent Income	2,356	2,400	1,978	1,800	2,023	2,450	2,450
Total Water Revenue:		685,524	708,250	767,137	739,150	594,900	745,048	705,068
Water Administration								
20-6040-010	Council Salaries	3,075	6,000	5,318	8,520	5,470	8,400	8,520
20-6040-020	Salaries	295,004	279,900	266,933	277,100	184,259	267,500	256,425
20-6040-022	Call Out Pay	.00	3,000	1,809	2,600	1,472	2,500	2,600
20-6040-025	Salary - Temps	.00	.00	204	.00	3,456	6,000	8,840
20-6040-030	Payroll Tax Exp - Social Sec	18,481	17,725	17,005	17,900	12,069	17,275	17,135
20-6040-031	Payroll Tax Exp - Medicare	4,322	4,150	3,977	4,200	2,823	4,050	4,010
20-6040-032	Payroll Tax Exp - St Unemplmnt	596	600	549	875	580	850	830
20-6040-041	CCOERRA Retirement Exp	11,131	11,225	10,332	11,100	6,654	10,800	10,500
20-6040-042	Health Insurance Exp	42,762	48,000	50,308	54,500	35,176	50,500	57,500
20-6040-043	Cafeteria Plan Expense	8,094	2,000	8,964	500	7,895	9,300	500
20-6040-050	Employee Support	207	250	134	250	41	150	250
20-6040-100	Office Supplies	1,660	2,500	1,143	2,500	920	1,900	1,800
20-6040-101	Office Op. Supply & Furniture	.00	.00	450	600	31	400	600
20-6040-102	Postage Expense	2,042	2,200	2,252	2,500	1,279	2,400	2,500
20-6040-103	Computer Hardware/Software	123	5,000	2,851	5,000	156	5,000	7,500
20-6040-104	Printing & Copies	1,148	1,250	1,193	1,250	868	1,250	1,250
20-6040-106	Credit Card Fees	1,107	1,300	1,848	1,400	1,931	2,500	2,400
20-6040-107	Computer Services	45	.00	.00	.00	1,991	3,300	1,000
20-6040-110	Utility Billing Expense	3,901	4,000	4,625	4,400	3,835	4,600	4,600
20-6040-119	Office Lease	3,446	.00	.00	.00	.00	.00	.00
20-6040-120	Town Hall Utilities	1,868	2,100	2,054	2,100	1,269	2,100	2,100
20-6040-140	Telephone Expense	1,865	1,650	2,009	1,800	1,823	2,400	2,400
20-6040-160	Dues, Meetings, Subscriptions	587	625	878	625	478	500	500
20-6040-170	Training	435	2,000	58	2,000	130	2,000	2,000
20-6040-175	Meals, Lodging	133	325	454	325	159	700	1,500
20-6040-180	Publication of Notices	479	1,800	1,279	1,800	424	1,500	1,800
20-6040-190	Refund	179	700	112	700	587	800	800
20-6040-200	Legal Services	6,896	8,000	20,389	8,000	14,669	19,000	18,000
20-6040-210	Technical Support	1,415	2,000	1,582	2,000	1,751	2,500	2,000
20-6040-220	Other Prof Services	177	2,000	.00	1,000	906	1,000	1,000
20-6040-240	Audit Expense	1,800	1,800	1,800	1,800	1,800	1,800	1,800
20-6040-260	Insurance Expense	19,967	23,000	22,427	26,400	19,843	26,000	30,680
20-6040-280	Miscellaneous Expense	176	.00	1,814	500	732	850	500
20-6040-480	Engineering & Survey	2,003	1,500	10,440	500	7,493	10,500	7,500
Total Water Administration:		435,121	436,600	445,190	444,745	322,969	470,325	461,340
Water Dept. - Operating								
20-6050-120	Utilities	42,013	45,000	50,598	45,000	35,894	53,000	55,000

Account Number	Account Title	2009-09	2010-10	2010-10	2011-11	09/11	2011-11	2012-12
		Prior year 2 Actual	Pri Year Budget	Prior year Actual	Cur Year Budget	Cur YTD Actual	Cur Year Projected Budget	Beginning Budget
20-6050-200	Chemicals	34,524	38,000	23,596	38,000	30,329	44,000	28,000
20-6050-220	M & O - Plant	36,075	35,000	18,978	35,000	6,067	20,000	25,000
20-6050-230	M & O - Pretrear & Trans	11,687	10,000	.00	10,000	.00	8,000	8,000
20-6050-240	M & O - Distribution	10,891	60,000	15,168	60,000	15,678	17,500	25,000
20-6050-241	M & O Raw Water System	2,947	1,000	.00	1,000	.00	1,000	1,000
20-6050-245	M & O-Red Rocks Ditch	3,344	2,000	834	2,000	1,479	2,000	2,000
20-6050-250	Source Water Protection	.00	.00	.00	.00	.00	500	500
20-6050-260	Lab Tests	4,896	6,000	4,849	6,000	4,015	6,000	6,000
20-6050-300	Machinery & Equipment	113	1,500	1,218	2,000	.00	1,500	1,500
20-6050-320	Vehicle Expense	32	500	251	500	42	400	500
20-6050-321	Veh Exp - Ford Ranger	349	800	.00	.00	64	200	.00
20-6050-322	Veh Exp-01 Ford Ranger(W9)	729	800	424	800	.00	800	800
20-6050-323	Veh Exp-04 Ford Ranger(W10)	681	500	211	800	.00	800	200
20-6050-324	Veh Exp-08 Chevy 2500(W3)	.00	100	16	200	.00	200	200
20-6050-325	Veh Exp-09 Chevy Colo(w11)	.00	.00	.00	.00	.00	200	200
20-6050-340	Gas & Oil	3,573	4,000	3,345	4,000	3,928	6,000	6,000
20-6050-380	Equipment Maintenance	126	1,500	459	1,500	302	1,300	1,300
20-6050-391	Equipment Rental	.00	1,500	.00	1,500	110	1,000	1,000
20-6050-420	Training	25	.00	150	500	.00	500	500
20-6050-481	Safety	.00	500	170	500	224	500	500
20-6050-500	Water Meter/Accessories	1,710	4,000	412	4,000	357	2,500	2,000
20-6050-580	Equipment & Tool-Distribute	.00	1,000	494	1,000	.00	900	1,000
20-6050-581	Lab Equip. & Supplies	627	1,000	827	1,000	555	1,000	1,000
20-6050-590	Equipment & Tool-Plant	1,653	1,800	46	1,800	6	1,500	1,000
20-6050-700	Permits	1,340	1,500	1,340	1,500	1,340	1,500	1,500
20-6050-710	W/H Ditch Fees	.00	.00	.00	.00	253	253	250
20-6050-740	Ruedi Water Contract	22,965	25,000	22,757	25,000	23,489	23,489	25,000
Total Water Dept. - Operating:		180,301	243,000	146,143	243,600	124,132	196,542	194,950
Utility Fund Revenue Total:		685,524	708,250	767,137	739,150	594,900	745,048	705,068
Utility Fund Expenditure Total:		615,422	679,600	591,333	688,345	447,101	666,867	656,290
Net Total Utility Fund:		70,102	28,650	175,804	50,805	147,799	78,181	48,778
Net Grand Totals:		70,102	28,650	175,804	50,805	147,799	78,181	48,778

Account Number	Account Title	2009-09 Prior year 2 Actual	2010-10 Pri Year Budget	2010-10 Prior year Actual	2011-11 Cur Year Budget	09/11 Cur YTD Actual	2011-11 Cur Year Projected Budget	2012-12 Beginning Budget
Utility Fund								
Water Revenue								
20-4030-262	WTP Filter/DOLA Grant	.00	.00	.00	.00	.00	.00	.00
20-4030-266	DOLA Grant	.00	25,000	25,000	25,000	6,446	18,904	.00
20-4030-300	Cap Water Tap Fees	34,600	34,600	52,611	.00	7,854	8,000	800
20-4030-340	Water Rights Dedication	.00	.00	33,000	.00	.00	.00	.00
20-4030-350	Water Svc Chg Increase	16,807	18,500	16,506	.00	.00	.00	.00
20-4030-394	Sale of Assets	.00	.00	10,330	.00	.00	.00	.00
20-4030-525	Capital Replacement Interest	2,582	700	173	150	154	200	200
Total Water Revenue:		53,989	78,800	137,620	25,150	14,455	27,104	1,000
Water Dept. - Operating								
20-6050-521	Note Principal - CWCB	13,225	13,820	13,820	14,442	14,442	14,442	15,092
20-6050-541	Note Interest - CWCB	30,179	29,584	29,584	28,962	28,962	28,962	28,312
Total Water Dept. - Operating:		43,404	43,404	43,404	43,404	43,404	43,404	43,404
Capital Expenses / Water								
20-6059-100	Capital Replace/Water Lines	.00	40,000	.00	50,000	25,318	50,000	50,000
20-6059-110	Capital Replace/Water Plant	144,742	43,000	49,246	10,000	.00	10,000	10,000
20-6059-140	Maintenance Facility	252,197	.00	.00	.00	.00	.00	.00
20-6059-175	Raw Water - Red Rocks Ditch	.00	234,000	.00	.00	.00	.00	.00
20-6059-176	Raw Water System-Capital	308,696	56,000	14,012	50,000	34,709	35,429	10,000
20-6059-201	Tap Fee Reduction	34,234	.00	.00	.00	.00	.00	.00
20-6059-300	Capital Exp. - Water Rights	39,239	70,000	9,592	25,000	.00	.00	.00
20-6059-421	Veh/Equip-Lease/Purchase	14,919	13,548	13,547	11,418	14,486	14,486	7,187
Total Capital Expenses / Water:		794,028	456,548	86,397	146,418	74,513	109,915	77,187
Utility Fund Revenue Total:		53,989	78,800	137,620	25,150	14,455	27,104	1,000
Utility Fund Expenditure Total:		837,432	499,952	129,801	189,822	117,917	153,319	120,591
Net Total Utility Fund:		783,444-	421,152-	7,819	164,672-	103,462-	126,215-	119,591-
Net Grand Totals:		783,444-	421,152-	7,819	164,672-	103,462-	126,215-	119,591-

Period: 09/11

Dec 01, 2011 01:52PM

Account Number	Account Title	2009-09 Prior year 2 Actual	2010-10 Pri Year Budget	2010-10 Prior year Actual	2011-11 Cur Year Budget	09/11 Cur YTD Actual	2011-11 Cur Year Projected Budget	2012-12 Beginning Budget
Utility Fund								
Wastewater Revenue								
20-4040-040	Monthly Wastewater Svc. Chg	600,791	670,000	713,359	710,000	522,561	700,000	700,000
20-4040-045	Sewer Chg-Over 6,000 Gal.	.00	81,000	55,716	90,000	104,195	130,310	130,310
20-4040-050	Sewer Svc. Chg.	.00	77,000	57,964	77,000	50,432	69,500	69,500
20-4040-055	South Svc Chg	.00	.00	.00	9,800	6,998	9,300	9,300
20-4040-080	Delinquent Chgs-Wastewater	.00	8,000	.00	.00	2,221	11,500	11,500
20-4040-100	Administrative Fees-Wastewater	.00	350	.00	.00	22	200	200
20-4040-240	Misc. Revenue-Wastewater	250	150	265	150	7,645	7,700	10
20-4040-540	ColoTrust Int(DOLA)-Wastewater	37	20	19	.00	8	10	10
Total Wastewater Revenue:		601,077	836,520	827,323	886,950	694,082	928,520	920,830
Wastewater Department - Admin.								
20-6080-010	Council Salaries	3,075	7,000	5,318	8,520	5,470	7,500	8,520
20-6080-020	Salaries	210,924	223,200	200,751	224,150	138,997	208,040	205,925
20-6080-022	Call Out Pay	.00	1,500	1,156	1,500	1,468	2,150	2,000
20-6080-025	Salary - Temps	.00	.00	204	.00	3,456	6,000	8,840
20-6080-030	Payroll Tax Exp - Social Sec	13,268	14,150	12,860	14,550	9,262	13,869	13,975
20-6080-031	Payroll Tax Exp - Medicare	3,103	3,310	3,007	3,400	2,165	3,244	3,275
20-6080-032	Payroll Tax Exp - St Unemplmnt	428	500	414	700	445	671	675
20-6080-041	CCOERRA Retirement Exp	8,236	9,025	7,925	9,050	5,246	8,648	8,514
20-6080-042	Health Insurance Exp	33,211	43,000	41,127	45,780	30,249	43,000	49,020
20-6080-043	Cafeteria Plan Expense	8,116	2,000	8,174	500	7,681	9,000	500
20-6080-050	Employee Support	206	250	134	250	28	150	250
20-6080-100	Office Supplies	1,769	2,500	911	2,000	1,051	1,800	1,800
20-6080-101	Office Op. Supply & Furniture	391	.00	571	600	31	400	600
20-6080-102	Postage Expense	1,947	2,000	2,042	2,300	1,196	2,200	2,300
20-6080-103	Computer Hardware/Software	383	5,500	4,004	5,500	139	3,000	8,000
20-6080-104	Printing & Copies	1,081	1,000	1,193	1,000	777	800	1,000
20-6080-106	Credit Card Fees	1,202	1,300	1,503	1,300	1,931	2,400	2,400
20-6080-107	Computer Services	45	.00	.00	.00	1,391	2,900	1,300
20-6080-110	Utility Billing Expense	3,552	3,600	3,912	4,300	3,835	4,600	4,500
20-6080-119	Office Lease	3,398	.00	.00	.00	.00	.00	.00
20-6080-120	Town Hall Utilities	1,868	1,900	2,054	2,000	1,269	2,000	2,000
20-6080-140	Telephone Expense	2,328	1,850	3,036	2,800	2,270	3,100	3,100
20-6080-160	Dues, Meetings, Subscriptions	267	425	539	425	407	500	300
20-6080-170	Training	504	2,500	143	2,500	468	2,100	2,100
20-6080-175	Meals, Lodging	164	525	277	525	186	700	1,500
20-6080-180	Publication of Notices	1,353	1,300	7	1,300	424	1,300	1,300
20-6080-190	Refund	179	500	112	.00	587	850	850
20-6080-200	Legal Services	1,949	2,000	1,927	2,000	1,486	2,800	2,800
20-6080-210	Technical Support	1,415	2,000	1,551	2,000	1,891	2,400	2,000
20-6080-220	Other Prof Services/Inspection	90	200	.00	2,200	2,018	2,500	2,200
20-6080-240	Audit Expense	725	600	3,225	600	3,225	3,225	850
20-6080-260	Insurance Expense	18,476	30,000	27,136	32,400	24,003	30,731	36,263
20-6080-280	Miscellaneous Expense	188	.00	445	.00	510	50	50
20-6080-480	Engineering & Survey	1,811	1,500	930	1,500	181	1,500	1,500
Total Wastewater Department - Admin.:		325,653	365,135	336,589	375,650	253,744	374,128	380,207
Wastewater - Operating								
20-6090-120	Utilities	66,602	80,850	89,748	95,000	58,062	92,000	92,000
20-6090-125	South Utilities	.00	.00	.00	1,600	799	1,225	1,225
20-6090-200	Chemicals	7,914	6,500	6,437	6,500	5,482	6,900	7,000

Account Number	Account Title	2009-09 Prior year 2 Actual	2010-10 Pri Year Budget	2010-10 Prior year Actual	2011-11 Cur Year Budget	09/11 Cur YTD Actual	2011-11 Cur Year Projected Budget	2012-12 Beginning Budget
20-6090-220	M & O Plant - WWTP	19,636	30,000	16,028	32,000	11,607	20,000	32,000
20-6090-221	Sludge Hauling	29,290	35,000	32,460	35,000	9,730	15,000	15,000
20-6090-225	M&O - Centrifuge	1,235	4,000	168	4,000	193	3,200	4,000
20-6090-240	M & O - Collections	23,292	35,000	12,321	35,000	12,809	15,000	35,000
20-6090-245	M & O South Collections	.00	.00	.00	2,000	.00	2,000	2,000
20-6090-260	Lab Tests	444	1,200	255	1,200	.00	1,250	1,200
20-6090-320	Vehicle Expense	120	.00	606	245	.00	200	250
20-6090-325	Veh Exp-02 Ranger(W7)	117	800	230	800	843	1,000	800
20-6090-326	Veh Exp-08 Chevy 2500(W3)	.00	.00	.00	.00	.00	200	200
20-6090-340	Gas & Oil	2,899	3,200	3,283	3,200	1,387	1,800	1,800
20-6090-391	Equipment Rental	42	400	.00	400	.00	200	400
20-6090-420	Training	34	.00	120	750	.00	750	750
20-6090-481	Safety	2,089	1,000	25	1,000	114	800	1,000
20-6090-580	Equip. & Tools - Plant	281	1,700	209	1,700	.00	1,400	1,500
20-6090-581	Lab Equip. & Supplies	4,528	5,000	4,280	5,000	2,065	3,500	3,500
20-6090-590	Equipment & Tool - Collection	.00	1,500	99	1,500	.00	1,300	1,300
20-6090-700	Permits	3,170	2,600	2,325	2,600	2,444	2,600	2,600
20-6090-740	Sludge Site Application Fee	.00	.00	.00	.00	.00	.00	.00
20-6090-760	Sludge Site	.00	.00	.00	.00	.00	.00	.00
Total Wastewater - Operating:		161,693	208,750	168,593	229,495	105,534	170,325	203,525
Utility Fund Revenue Total:		601,077	836,520	827,323	886,950	694,082	928,520	920,830
Utility Fund Expenditure Total:		487,346	573,885	505,183	605,145	359,277	544,453	583,732
Net Total Utility Fund:		113,731	262,635	322,141	281,805	334,805	384,067	337,098
Net Grand Totals:		113,731	262,635	322,141	281,805	334,805	384,067	337,098

Account Number	Account Title	2009-09 Prior year 2 Actual	2010-10 Pri Year Budget	2010-10 Prior year Actual	2011-11 Cur Year Budget	09/11 Cur YTD Actual	2011-11 Cur Year Projected Budget	2012-12 Beginning Budget
Utility Fund								
Wastewater Revenue								
20-4040-320	Cap Sewer Tap Fees	24,600	30,000	52,611	.00	7,854	8,000	800
20-4040-350	Sewer Svc Chg Increase	33,817	8,000	.00	.00	.00	.00	.00
20-4040-394	Sale of Assets	.00	.00	13,455	.00	.00	.00	.00
20-4040-525	Capital Replacement Interest	2,582	1,800	173	130	154	220	190
20-4040-600	Loan Proceeds	6,399,996	1,000,000	1,590,856	200,000	209,149	209,149	.00
20-4040-620	Dola Grant	900,000	100,000	100,000	.00	.00	.00	.00
20-4040-621	Misc. Grant Revenue	.00	.00	10,000	.00	.00	.00	.00
Total Wastewater Revenue:		7,360,994	1,139,800	1,767,095	200,130	217,157	217,369	990
Wastewater Department - Admin.								
20-6080-560	Note Princ-CWR&PDA	22,942	23,986	23,986	25,078	12,399	25,078	26,219
20-6080-561	Note Princ. - 08 WWTP Loan	369,682	320,754	320,754	304,444	305,510	305,510	309,881
20-6080-580	Note Int.-CWR&PDA	13,258	12,214	12,214	11,122	5,701	11,122	9,981
20-6080-581	Note Int. - 08 WWTP Loan	165,722	216,338	216,338	230,526	229,460	229,461	225,740
Total Wastewater Department - Admin.:		571,604	573,292	573,291	571,170	553,070	571,171	571,821
Capital Expenses-Wastewater								
20-6095-100	Capital Replacement/WW Lines	.00	15,000	.00	.00	.00	7,000	7,500
20-6095-110	Capital Replacement-WW Plant	7,359,595	750,000	72,844	.00	20,274	20,274	7,500
20-6095-140	Maintenance Facility	298,392	.00	20,000	.00	.00	.00	.00
20-6095-200	Land	.00	.00	28,410	.00	54	54	.00
20-6095-201	Tap Fee Reduction	34,234	.00	.00	.00	.00	.00	.00
20-6095-421	Veh/Equip-Lease/Purchase	14,918	13,549	13,547	2,708	14,486	14,486	7,434
Total Capital Expenses-Wastewater:		7,707,138	778,549	134,800	2,708	34,815	41,814	22,434
Utility Fund Revenue Total:		7,360,994	1,139,800	1,767,095	200,130	217,157	217,369	990
Utility Fund Expenditure Total:		8,278,742	1,351,841	708,091	573,878	587,885	612,985	594,255
Net Total Utility Fund:		917,748-	212,041-	1,059,004	373,748-	370,728-	395,616-	593,265-
Net Grand Totals:		917,748-	212,041-	1,059,004	373,748-	370,728-	395,616-	593,265-

Account Number	Account Title	2009-09 Prior year 2 Actual	2010-10 Pri Year Budget	2010-10 Prior year Actual	2011-11 Cur Year Budget	09/11 Cur YTD Actual	2011-11 Cur Year Projected Budget	2012-12 Beginning Budget
Utility Fund								
Water Revenue								
20-4030-060	Trash Revenues	224,582	242,400	240,265	247,000	181,659	242,000	243,000
Total Water Revenue:		224,582	242,400	240,265	247,000	181,659	242,000	243,000
Trash Department								
20-6070-110	Utility Billing Expense	1,400	1,400	1,400	1,400	.00	1,400	1,400
20-6070-180	Publication of Notices	.00	.00	22	100	.00	100	100
20-6070-500	Trash Service	205,263	231,000	226,491	238,000	177,017	237,200	238,200
20-6070-600	Chgs-Cleanup Weeks	7,156	10,000	.00	7,500	1,199	3,300	3,300
Total Trash Department:		213,819	242,400	227,914	247,000	178,216	242,000	243,000
Utility Fund Revenue Total:		224,582	242,400	240,265	247,000	181,659	242,000	243,000
Utility Fund Expenditure Total:		213,819	242,400	227,914	247,000	178,216	242,000	243,000
Net Total Utility Fund:		10,763	.00	12,351	.00	3,443	.00	.00
Net Grand Totals:		10,763	.00	12,351	.00	3,443	.00	.00

TOWN OF NEW CASTLE, COLORADO
Conservation Trust Fund
Combined Statement of Revenues, Expenditures
and Changes in Fund Balances - Budget and Actual
Budget Year Ending December 31, 2012

		<u>Actual</u> <u>2009</u>	<u>Actual</u> <u>2010</u>	<u>Budget</u> <u>2011</u>	<u>Actual</u> <u>9/30/2011</u>	<u>Projected</u> <u>12/31/2011</u>	<u>Budget</u> <u>2012</u>
BEGINNING FUND BALANCE		\$ 118,732	\$ 9,055	\$ 16,711	\$ 17,199	\$ 17,199	\$ 24,804
<u>REVENUES</u>							
State Lottery	30-4040-040	\$ 34,711	\$ 32,988	\$ 32,000	\$ 26,177	\$ 32,600	\$ 31,000
Alpine Checking Interest	30-4040-520	639	5	5	0	5	5
Total Revenues:		<u>\$ 35,350</u>	<u>\$ 32,993</u>	<u>\$ 32,005</u>	<u>\$ 26,177</u>	<u>\$ 32,605</u>	<u>\$ 31,005</u>
<u>EXPENDITURES</u>							
Capital Improvements	30-8040-400	\$ 145,027	\$ 24,849	\$ 25,000	\$ 7,117	\$ 25,000	\$ 30,000
		0	0	0	0	0	0
Total Expenditures:		<u>\$ 145,027</u>	<u>\$ 24,849</u>	<u>\$ 25,000</u>	<u>\$ 7,117</u>	<u>\$ 25,000</u>	<u>\$ 30,000</u>
ENDING FUND BALANCE		<u>\$ 9,055</u>	<u>\$ 17,199</u>	<u>\$ 23,716</u>	<u>\$ 36,259</u>	<u>\$ 24,804</u>	<u>\$ 25,809</u>

TOWN OF NEW CASTLE, COLORADO
Cemetery Fund
Combined Statement of Revenues, Expenses
and Changes in Retained Earnings - Budget and Actual
Budget Year Ending December 31, 2012

<u>Acct Number</u>	<u>Actual</u> <u>2009</u>	<u>Actual</u> <u>2010</u>	<u>Budget</u> <u>2011</u>	<u>Actual</u> <u>Through</u> <u>9/30/2011</u>	<u>Projected</u> <u>12/31/2011</u>	<u>Budget</u> <u>2012</u>
BEGINNING RETAINED EARNINGS	\$15,537	\$11,096	\$11,122	\$13,418	\$13,418	\$13,883
Reserved - Perpetual Care	(\$10,000)	(\$10,000)	(\$10,000)	(\$10,000)	(\$10,000)	(\$10,000)
Reserved - Capital Improvements						
Unreserved/undesignated	\$5,537	\$1,096	\$1,122	\$3,418	\$3,418	\$3,883
 <u>REVENUES</u>						
Sale of Plots	40-4060-020 \$ 1,400	\$ 2,400	\$ 800	\$ 1,200	\$ 1,200	\$ 800
Donations	40-4060-040 303			50	50	
Operating Transfer In	40-4060-045					
Grants	40-4060-060 -		-	-	-	-
Interest on money market (Alpine money fund)	40-4060-500		-			-
Interest on N.O.W. acct (Alpine checking)	40-4060-520					
Interest on Colotruct	40-4060-540 <u>55</u>	<u>28</u>		<u>12</u>	<u>15</u>	<u>15</u>
TOTAL CEMETERY FUND REVENUE	<u>\$ 1,758</u>	<u>\$ 2,428</u>	<u>\$ 800</u>	<u>\$ 1,262</u>	<u>\$ 1,265</u>	<u>\$ 815</u>
 <u>EXPENSES</u>						
Maintenance & operations	40-9040-380 \$ 4,399	\$ 106	\$ 800	\$ -	\$ 800	\$ 800
Lot Repurchase	40-9040-395 <u>1,800</u>		<u>-</u>	<u>-</u>	<u>-</u>	<u>-</u>
TOTAL CEMETERY FUND EXPENSES	<u>\$ 6,199</u>	<u>\$ 106</u>	<u>\$ 800</u>	<u>\$ -</u>	<u>\$ 800</u>	<u>\$ 800</u>
ENDING RETAINED EARNINGS	<u>\$11,096</u>	<u>\$13,418</u>	<u>\$11,122</u>	<u>\$14,680</u>	<u>\$13,883</u>	<u>\$13,898</u>
Reserved - Perpetual Care	(\$10,000)	(\$10,000)	(\$10,000)	(\$10,000)	(\$10,000)	(\$10,000)
Unreserved/undesignated	\$1,096	\$3,418	\$1,122	\$4,680	\$3,883	\$3,898